



GAS FIRES COLLECTION



Relax and enjoy our fires in an aesthetic ambience designed to warm your heart and soul.

We are pleased to introduce a revolutionary collection of gas and electric fires combining stylish design and innovative technology from ekofires. In this new and exciting range we have something to offer everyone, including iconic fire solutions that can be personalised to complement your decor or reflect your mood.

Our ekofires products are intended to inspire, giving shape to ideas and making desires real. We are pioneers in the pursuit to challenge our preconceived ideas of the traditional fireplace by creating ground breaking designs that evolve and adapt to our ever changing lifestyles and living spaces. Our 100% efficient flueless gas fires do not require a chimney or flue. This allows you to enjoy a fire not only in the living room but also the kitchen, study and dining room.

We are particularly proud to offer you a truly diverse range of fires that are of varying efficiency performance to suit your needs. For the first time in our field we are taking the initiative to clearly display, using our efficiency rating guide, the heat performance and typical running cost of the fire so that you can compare each product and make an informed decision which fire best suits not only your interior decor but your pocket.

Our ekofires products are available throughout the UK from selected leading independent retailers who are fully trained and on hand to advise and help you choose the right ekofires product for your home.

We are delighted to bring to you this new and exciting range of fires and believe ekofires has all the right ingredients for you to decorate your home with style whether a modern or traditional focus.

Enjoy with ekofires.

A handwritten signature in black ink, appearing to read "C. Richards".

Carl J. Richards
Executive Chairman





04

8000 series: High efficiency glass fronted wall inset gas fires

A range of high efficient glass fronted wall inset gas fires. These fires require to be installed in either a lined conventional flue or a pre-fabricated flue.

- 04. High efficiency wall inset gas fires explained
- 06. eko 8010
- 08. eko 8020



3 year guarantee

All of our fires are guaranteed for three years from the date of purchase for complete peace of mind. T&C's apply.

10

5000 & 6000 series: 100% efficient flueless fires and stoves

A range of contemporary wall hung and hearth mounted catalytic flueless gas fires and free-standing stoves offering a flat wall, no chimney solution to instant warmth.

- 10. 100% efficient flueless technology explained
- 14. eko 5010
- 16. eko 5020
- 18. eko 5030
- 20. eko 5050
- 22. eko 5060
- 24. eko 5070
- 26. eko 5090
- 28. eko 5510
- 30. eko 5530
- 32. eko 6010
- 34. eko 6030



36

4000 series: High efficiency glass fronted gas fires

A selection of glass fronted inset gas fires providing a traditional hearth mounted option with 90% efficiency, perfect for an existing chimney or flue.

- 36. High efficiency flued gas fires explained
- 38. eko 4010 Series



40

3000 series: Conventional open fronted gas fires

A range of modern and traditional fires up to 67% efficient that will meet your everyday needs. All of these fires require a chimney or flue.

- 40. Conventional flued gas fires explained
- 42. eko 3010 Series
- 44. eko 3010 Series Timeless
- 46. eko 3020 Series
- 48. eko 3030 Series
- 50. eko 3040
- 52. eko 3060 Series
- 54. eko 3080
- 56. eko 3090

- 58. Tailoring specification - fires
- 60. Technical specification - fires
- 62. Tailoring specification - surrounds
- 63. Technical specification - surrounds



Q 06323

We are very proud of our ISO 9001 Quality Management System.



03

Complete peace of mind

Relax and take it easy in front of one of our stunning fires while we look after you, knowing full well you have three years trouble free guarantee, dual safety features and that all of our products carry full CE approval.

Our extensive knowledge and vast experience in the development of gas and electric fires has always ensured that we are at the cutting edge of technology. Efficiency, heat performance, running costs, reliability and of course your safety is of primary importance to us.

We were the first company in our industry to achieve the internationally recognised ISO 14001 Environmental Management System, surveillance of which is undertaken by the British Standards Institution (BSI). The impact our business has on our planet is very important to us and we are continually improving our environmental performance in order to reduce this effect.

We are proud to be accredited with ISO 9001 Quality Management System, our commitment to meeting the stringent demands demonstrates our quality is second to none. Every fire is individually tested and fully calibrated in order to meet stringent quality control measures.

We are also the only company with sole rights to design, manufacture and sell patented catalytic flueless gas fires in the UK. The Pure Heat™ range of catalytic flueless gas fires achieves class leading performance at 100% efficiency.

So confident are we of our fires that we include a 3 year guarantee on all our products to ensure trouble free pleasure. Subject to our terms and conditions listed at the back of this brochure.

That's it, simple - just complete peace of mind.

3year
guarantee



04

High efficiency wall inset gas fires

Our high efficiency range of wall inset gas fires, incorporate a glass front which optimises heat performance and efficiency. Designed to be suitable for either a lined conventional flue or a pre-fabricated flue.

Your questions answered

Can I have a glass fronted high efficiency flued gas fire?

Yes, providing you currently have a working fireplace with gas supply and suitably sized fire aperture. See Technical Specification page for dimensions.

*Designed for natural gas only.

How does this work? The glass front significantly reduces the warm room-air being drawn up the chimney or flue. In addition to this the convection air design draws in present cold room-air and circulates this through the hotbox to produce convected hot air back into the room. This increases performance and optimises efficiency.

Are they safe?

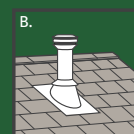
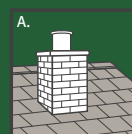
For complete safety and peace of mind all of our fires incorporate an Oxygen Depletion Sensor (ODS), which detect when the oxygen levels in the room fall below a specified level and cause the pilot flame to lift away from the sensing probe. This activates the Flame Failure Device (FFD), which cuts off the gas supply to the fire and renders the appliance safe.

What about installation and servicing? All gas fires must be installed by a Gas Safe registered engineer. We have designed this fire with the installer in mind so that installation including future servicing is made simple with minimal effort and disruption.

What chimney/flue is suitable? The high efficient wall inset gas fires can either be installed in a conventional lined flue or a pre-fabricated flue.

A. Conventional chimney – This is easily recognised by a chimney stack, with either a pot or gas terminal on your roof, which relies on the natural circulation of air through the room and up your chimney to expel the combustion gases of the appliance.

B. Pre-fabricated flue – These are usually a metal interlocking flue connected to a flue box, with a terminal as shown on your roof, creating the same circulation of air as a chimney.





Benefits of a high efficient wall inset gas fires

- A sleek bevelled designed frame which is available in two colour options
- Designed to be installed in either a lined conventional flue or a pre-fabricated flue
- Patented control arrangement assembly – a discreet front control system which is easy to operate
- Available in front facing finger slide control or remote control
- Authentic flame picture with realistic log fuelbed
- Dual safety features: Oxygen Depletion Sensor and Flame Failure Device
- Radiant and convected heat





06. High efficiency wall inset gas fires – eko 8010



Model Shown (Left)
eko 8010 shown with anthracite and black frame.

eko 8010

Make a design statement with the eye catching eko 8010 wall inset gas fire.

The modern yet sophisticated eko 8010 gas fire delivers 2.65kW of heat on its high setting, and 1.4kW on low whilst remaining 70% efficient throughout. Whether you choose the cool, high-quality, two-tone anthracite and black frame or the subtle and simple black trim, both designs beautifully encompass the awe-inspiring flame picture.

Sporting a stunning and realistic log-effect fuel bed and lined with vermiculite, brick-effect panels, the eko 8010 will provide an impressive focal point of your room.

Ignite and adjust the flame height and heat output via the patented slide control system which is located at the bottom of the fire, cleverly obscured by the frame. Alternatively, upgrade to the thermostatic remote control system to fully modulate between off, pilot, low and high on-demand from the comfort of your sofa.

Details



Feature 1
The eko 8010 is available in two options either a black (above) or anthracite and black.

Specifications

Fire Type	Wall inset gas fire
Efficiency	70%
Control Type/Location	Manual – fingerslide control (low level front) or remote control
Heat Input (Max/Min) Gross	3.8kW / 2.0kW
Heat Output (Max/Min) Gross	2.65kW / 1.4kW
Running Costs Per Hour (Max/Min)*	14.33p / 7.54p
Outline Dimensions**	W735 x H554 x D243 (mm)
Installation	Wall inset
Air Vent Required	N/A
Safety	Oxygen Depletion Sensor Flame Failure Device Glass fronted
Options	Black or Anthracite and Black

*Price based on 3.77p/kWh. Gas prices may vary. Please check with your supplier.
**Please refer to Technical specification for more product information.

Compare at a glance

Efficiency Rating Guide



Heat input/output (high) kW	3.8 / 2.65
Heat input/output (low) kW	2.0 / 1.4
Running cost per year (high)	87.39
Calculation is based on 610 running hours per year (2)	

This information is intended as a guide only. The efficiencies given here are quoted in net calorific value. Running costs are based on a gas tariff of 3.77p/kWh and electric tariff of 15.84p/kWh. Prices will vary. Please check with your supplier.

3 year
guarantee



08. High efficiency wall inset gas fires – eko 8020



Model Shown (Left)
eko 8020 shown with black frame.

eko 8020

The eko 8020 is a true focal point of the room with its subtle but not overstating landscape design. The 8020 combines a stunning realistic log effect fuel bed, vermiculite brick effect panels and bevelled frame to make a stunning fire.

The innovative design allows the fire to be recessed into an opening which means the eko 8020 doesn't comprise the space in the room.

The eko 8020 is modern and yet sophisticated wall inset gas fire. The ultra-clean burner delivers 3.08kW of heat on its high setting, and 1.54kW on low whilst remaining 70% efficient throughout. Whether you choose the cool, high-quality, two-tone anthracite and black frame or the subtle and simple black trim, both designs beautifully encompass the awe-inspiring flame picture.

Ignite and adjust the flame height and heat output via the patented slide control system which is located at the bottom of the fire, cleverly obscured by the frame. Alternatively, upgrade to the thermostatic remote control system to fully modulate between off, pilot, low and high on-demand from the comfort of your sofa.

Details



Feature 1
The eko 8020 is available in two options either a black or anthracite and black (above).

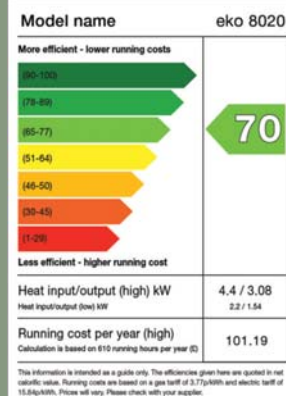
Specifications

Fire Type	Wall inset gas fire
Efficiency	70%
Control Type/Location	Manual – fingerslide control (low level front) or remote control
Heat Input (Max/Min) Gross	4.4kW / 2.2kW
Heat Output (Max/Min) Gross	3.08kW / 1.54kW
Running Costs Per Hour (Max/Min)*	16.59p / 8.30p
Outline Dimensions**	W1035 x H554 x D243 (mm)
Installation	Wall inset
Air Vent Required	N/A
Safety	Oxygen Depletion Sensor Flame Failure Device Glass fronted
Options	Black or Anthracite and Black

*Price based on 3.77p/kWh. Gas prices may vary. Please check with your supplier.
**Please refer to Technical specification for more product information.

Compare at a glance

Efficiency Rating Guide



3 year
guarantee



10



100% efficient flueless gas fires and stoves

Flueless fires work using Pure Heat™ catalytic technology and therefore all of the heat generated by these fires enters your room. Subsequently, neither a chimney or flue is required.

Flueless fires not only bring you the benefit of reduced gas bills, but also the added convenience that they simply hang on the wall using just four screws. Therefore, no building work is required and the fire can be installed in almost any room.*

The catalytic technology cleans the hot air leaving the combustion chamber, converting Carbon Monoxide into harmless Carbon Dioxide. It works so effectively that it can also assist in neutralising unwanted airborne particles and allergens present in the home, helping to create a cleaner and friendlier environment.

*The fire must be installed by a Gas Safe registered engineer in accordance with the manufacturer's instructions. Flueless fires are not permitted in the bathroom.





Your questions answered

Can I have a flueless efficient gas fire or stove?

Our exciting range of flueless gas fires and stoves are the perfect flat wall, no chimney solution to instant warmth. Our innovative technology provides a flexible design for your house or apartment, allowing you to install a fire not only in the living room, but also dining room, office, study, and kitchen.*

If you have a natural gas supply** and can run a standard 8mm gas pipe to the fire installation point, while ensuring you have the minimum room size and adequate ventilation you can benefit from this technology.

*Flueless fires are not permitted in the bathroom.

**Available in natural gas (NG). Selected models are also available in LPG.

How does this work?

Flueless fires incorporate the latest in gas fire technology and do not need a chimney or flue to operate. Instead, the combustion gases pass through a catalytic converter system, positioned at the top of the appliance, which converts carbon monoxide into harmless carbon dioxide and water vapour, levels of which are so low they are typically present in fresh air. In fact, the catalytic converter works so effectively that it can actually help to clean the air by neutralising airborne particles and odours, therefore helping to reduce household allergies.

How long does the catalytic converter last?

Independent tests commissioned to establish the life expectancy of the catalytic converter have proved that even after 16,957 hours (approximately equivalent to 27 years and eight months of normal use)* the catalytic converter is as effective as when it is new.

*Calculation is based on the assumption of 4 hours a day for 5 months of the year.

Are they safe?

For complete safety and peace of mind all of our fires incorporate an Oxygen Depletion Sensor (ODS), which detect when the oxygen levels in the room fall below a specified level and cause the pilot flame to lift away from the sensing probe. This activates the Flame Failure Device (FFD), which cuts off the gas supply to the fire and renders the appliance safe. For additional safety, all of our flueless fires are fitted with a catalytic converter system to ensure excellent levels of air quality.

What ventilation is required?

Most heating appliances need ventilation to maintain the correct level of oxygen in the room. All of our flueless appliances installed in the UK require only 100cm² of additional purpose provided ventilation.*

*For installation in the Republic of Ireland, two fixed openings are required with a minimum effective opening each of 60cm². Both ventilators should be fitted on the same wall, one at high level and one low level with a minimum vertical separation of 160cm.

What about condensation?

All of our flueless fires are designed to supplement central heating and should be used as a secondary heat source only. Therefore, the background ambient temperature of the room will prevent any moisture from condensing on colder surfaces such as single glazed windows.

What about installation and servicing?

All gas fires must be installed by a Gas Safe registered engineer. Flueless fires are very popular with fitter's as they are relatively simple to install and can be fitted in literally a fraction of the cost and time it takes to fit a conventional gas fire. We also provide a fitting template with every flueless fire that is used to help with installation and because flueless fires do not require the use of a chimney or flue for operation the servicing costs are considerably cheaper than conventional gas fires.

Eco friendly – reducing the Greenhouse Effect

We all have our part to play in making our homes more environmentally friendly and flueless technology has been awarded five stars for eco value for money, by leading eco-consultant Donnachadh McCarthy. Article from the Sunday Times, 2006.

If the 15 million flued gas fires in the UK were replaced by flueless fires, we would save 40,260,000,000 kW of gas every year which would in turn reduce carbon dioxide emissions by over 7,649,400 tonnes every year.*

*Calculation is based on the assumption of 4 hours a day for 5 months of the year.

A flueless gas fire converts 100% of the gas to heat unlike open coal effect fires which convert as little as 10%. Typically running costs are less than 9 pence per hour on high, which is approximately a third of the running cost of a conventional gas fire. By choosing a flueless gas fire it is possible to make a real contribution towards reducing global warming and lower gas bills at the same time.





Steps to choosing the appropriate flueless gas fire or stove:

1. Determine your room size

This quick and simple calculation will allow you to determine the maximum fire for your chosen room.

First measure the length, width and height (in feet) of the space. Where dimensions include inches, please convert these into fractions (see example 1). Multiply the three values together and then divide by a conversion factor of 35.3.

The result is the cubic capacity in meters of your room. This will determine which fire's heat output is appropriate for your room size. This is only a guide and it is perfectly acceptable to choose a fire with a lower heat output for aesthetic reasons, however, you must not select a fire with a heat output that is rated for a greater room size.

Example 1 (working in feet):

$$\text{Calculation of room size (m}^3\text{)} = \frac{\text{L x W x H (feet)}}{35.3}$$

Calculating the maximum fire for a room size measuring 10' 4" (Length) x 11' 7" (Width) x 8' (Height)

Converting inches to feet, there are 12" in one foot so 4" = $4/12 = 0.33$

So, max. room size = $(10.33 \times 11.58 \times 8) / 35.3 = 27.11$

Example 2 (working in metres):

If you are measuring in metres then simply multiply the length by the width, by the height, to calculate the volume in m³.

Calculation of room size (m³) = L x W x H (metres)

$$3.16\text{m (Length)} \times 3.53\text{m (Width)} \times 2.43\text{m (Height)} = 27.11$$

Therefore the 23m³ model in either Portrait or Landscape format is the right fire for this room specification.

2. Choose a location

Having selected the correct model you will need to choose a location. First ensure a gas supply can be run to your desired location. The fires generally can be mounted onto almost any flat surface. There must be a minimum clearance to the sides of the fire of 100mm and 500mm in front. Clearance to ceilings and floor will vary depending on the type of model. Please check with the installation instructions.

Ensure there is adequate ventilation in the room:

Check to see if an air brick / air vent is located in your room, a lot of new homes will have an air brick fitted already.

If your room does not have an air vent fitted that is a minimum of 100cm², vented directly to the outdoors then one will need to be installed. Modern air vents allow sufficient ventilation into a room but will stop draughts, light and insects coming through, they are also less draughty than a conventional flue / chimney.

Area to be used for calculations:





Why choose flueless

- No chimney or flue required
- 100% efficient, meaning even lower fuel costs
- Simple hang on the wall designs - no recess required
- No hearth required (stove and wall mounted models only)
- Inset hearth mounted designs for traditional fireplace installations
- Pure Heat™ catalytic technology
- Can be installed onto virtually any internal or external wall
- Cleans circulating air of unwanted particles helping neutralise odours and allergens



14. 100% efficient flueless gas fires – eko 5010



Model Shown (Left)
eko 5010 shown with ivory frame.

Details



Feature 1

The portrait format of the eko 5010 is accentuated by the slim, elegant proportions of the decorative frame.

Feature 2

Available in a range of specially selected colour options, including metallic, the hook-on frame is a sign of intelligent design and high-quality craftsmanship.

Colour options

- 1. Metallic Silver
- 2. Metallic Black
- 3. Ivory

Specifications

Minimum Room Size	23m ³
Fire Type	Flueless Portrait P23G
Efficiency	100%
Control Type/Location	Manual – Rotary (Right)
Heat Input (Max/Min) Gross	2.0kW / 1.0kW
Heat Output (Max/Min) Gross	2.0kW / 1.0kW
Running Costs Per Hour (Max/Min)*	7-54p / 3-77p
Outline Dimensions**	W500 x H585 x D138 (mm)
Installation	Wall mounted
Air Vent Required	100cm ²
Safety	Oxygen Depletion Sensor Flame Failure Device Catalytic converter Glass fronted
Options	3 colours LPG

*Price based on 3.77p/kWh. Gas prices may vary. Please check with your supplier.
**Please refer to Technical specification for more product information.

eko 5010

Creative originality and technology combine to create a truly unique expression of style and personality tailored to suit your individuality.

The eko 5010 is a 100% efficient gas fire that simply hangs on the wall using just four screws. Designed to fit a minimum room size of 23m³ (typically 10'1" x 10'1" with an 8' high ceiling) the portrait format is the perfect focal point for your kitchen, dining room, study and living room.

Available in an array of colours and finishes to enhance any décor. Choose from red, warm brown, metallic silver and metallic black.

Compare at a glance

Efficiency Rating Guide	
Model name	eko 5010
More efficient - lower running costs	100
(90-100)	
(79-89)	
(65-77)	
(51-64)	
(40-50)	
(30-40)	
Less efficient - higher running cost	
(1-29)	
Heat input/output (high) kW	2.0 / 2.0
Heat input/output (low) kW	1.0 / 1.0
Running cost per year (high) <small>Calculation is based on 610 running hours per year (E)</small>	45.99
<small>This information is intended as a guide only. The efficiencies given here are quoted in net calorific value. Running costs are based on a gas tariff of 3.77p/kWh and electric tariff of 13.8p/kWh. Prices will vary. Please check with your supplier.</small>	

3 year guarantee



16. 100% efficient flueless gas fires – eko 5020




Model Shown (Left)
eko 5020 shown with elegant chrome trim fitted to black frame.

eko 5020

Designed for contemporary living where space is a premium. A stylish fire delivering an impressive heat performance you won't want to live without.

The eko 5020 is built on the popular 23m³ portrait platform. Simply turn the control knob and the pilot will ignite positively. Continue to rotate, and the flame picture can be adjusted from low (1.0kW) through to high (2.0kW), to ensure optimum comfort. Intuitive operation and the emotion it evokes are essential characteristics considered in all ekofires products.

Details



Feature 1

The detachable chrome-effect trim elegantly borders the black mitred frame. Assembled in four-pieces the sophisticated trim is simply positioned using ten magnets.

Feature 2

The ribbon flame burner is manufactured using state-of-the-art manufacturing and production processes.

Feature 3

On its own, the black mitred frame provides a simple understated aesthetic that exudes quality.

Specifications

Minimum Room Size	23m ³
Fire Type	Flueless Portrait P23G
Efficiency	100%
Control Type/Location	Manual – Rotary (Right)
Heat Input (Max/Min) Gross	2.0kW / 1.0kW
Heat Output (Max/Min) Gross	2.0kW / 1.0kW
Running Costs Per Hour (Max/Min)*	7-54p / 3-77p
Outline Dimensions**	W505 x H590 x D136 (mm)
Installation	Wall mounted
Air Vent Required	100cm ²
Safety	Oxygen Depletion Sensor Flame Failure Device Catalytic converter Glass fronted
Options	LPG

*Price based on 3.77p/kWh. Gas prices may vary. Please check with your supplier.
**Please refer to Technical specification for more product information.

Compare at a glance

Efficiency Rating Guide

Model name	eko 5020
More efficient - lower running costs	
(90-100)	
(79-89)	
(65-77)	
(51-64)	
(40-50)	
(30-40)	
(1-29)	Less efficient - higher running cost
Heat input/output (high) kW	2.0 / 2.0
Heat input/output (low) kW	1.0 / 1.0
Running cost per year (high) <small>Calculation is based on 610 running hours per year (2)</small>	45.99

This information is intended as a guide only. The efficiencies given here are quoted in net calorific value. Running costs are based on a gas tariff of 3.77p/kWh and electric tariff of 15.8p/kWh. Prices will vary. Please check with your supplier.

3 year
guarantee



18. 100% efficient flueless gas fires – eko 5030



Model Shown (Left)
eko 5030 shown with elegant brass trim fitted to black frame.

eko 5030

A sophisticated design tailored to suit a more traditional living space. Warming brass tones frame the simple and tasteful flame picture.

All the benefits of a 100% efficient flueless gas fire; innovative design, no-chimney or flue required, low running costs, simple installation – hang on virtually any flat wall using just four screws, safe catalytic technology and instant warmth.

Details



Feature 1

The polished brass-effect trim distinctly borders the black mitred frame. Assembled in four-pieces the elegant trim is simply positioned using ten magnets.

Feature 2

The enigmatic display of dancing flames is a unique characteristic of the flueless ribbon burner and catalytic technology.

Feature 3

The one-piece black frame is inspired by the simple geometry of a picture frame to offer a familiar traditional appeal.

Specifications

Minimum Room Size	23m ³
Fire Type	Flueless Portrait P23G
Efficiency	100%
Control Type/Location	Manual – Rotary (Right)
Heat Input (Max/Min) Gross	2.0kW / 1.0kW
Heat Output (Max/Min) Gross	2.0kW / 1.0kW
Running Costs Per Hour (Max/Min)*	7-54p / 3-77p
Outline Dimensions**	W505 x H590 x D136 (mm)
Installation	Wall mounted
Air Vent Required	100cm ²
Safety	Oxygen Depletion Sensor Flame Failure Device Catalytic converter Glass fronted
Options	LPG

*Price based on 3.77p/kWh. Gas prices may vary. Please check with your supplier.
**Please refer to Technical specification for more product information.

Compare at a glance

Efficiency Rating Guide

Model name	eko 5030
More efficient - lower running costs	
(90-100)	
(79-89)	
(65-77)	
(51-64)	
(40-50)	
(30-40)	
(1-29)	Less efficient - higher running cost
Heat input/output (high) kW	2.0 / 2.0
Heat input/output (low) kW	1.0 / 1.0
Running cost per year (high) Calculation is based on 610 running hours per year (E)	45.99

This information is intended as a guide only. The efficiencies given here are quoted as net calorific value. Running costs are based on a gas tariff of 3.77p/kWh and electric tariff of 15.8p/kWh. Prices will vary. Please check with your supplier.

3 year guarantee



20. 100% efficient flueless gas fires – eko 5050



Model Shown (Left)
eko 5050 shown with metallic black frame.

eko 5050

Clean lines with a sense of balance and simplicity ensure the landscape proportions sit in harmony with any living space.

The eko 5050 is designed to fit in a minimum room size of 23m³ (typically 10'1" x 10'1" with an 8' high ceiling) and features the same specification of coloured frame as the versatile eko 5010. This revolutionary fire features a compact landscape design with stretched ultra-clean burner to ensure that the impact is even more dramatic than its portrait equivalent.

Available in an array of colours and finishes to enhance any décor. Choose from metallic black, metallic silver, ivory and red.

Colour options



Feature 1

A series of striking colours adds to the overall versatility of this fire. Available in four specially selected colour options, including metallic.

Colour options

1. Metallic Black (opposite)
2. Metallic Silver
3. Ivory

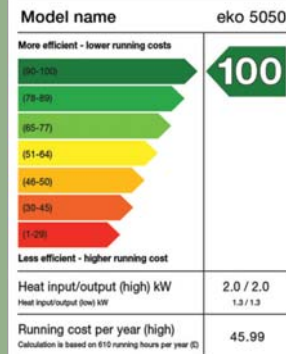
Specifications

Minimum Room Size	23m ³
Fire Type	Flueless Landscape L23G
Efficiency	100%
Control Type/Location	Manual – Rotary (Right)
Heat Input (Max/Min) Gross	2.0kW / 1.3kW
Heat Output (Max/Min) Gross	2.0kW / 1.3kW
Running Costs Per Hour (Max/Min)*	7.54p / 4.90p
Outline Dimensions**	W635 x H480 x D138 (mm)
Installation	Wall mounted
Air Vent Required	100cm ²
Safety	Oxygen Depletion Sensor Flame Failure Device Catalytic converters Glass fronted
Options	3 colours LPG

*Price based on 3.77p/kWh. Gas prices may vary. Please check with your supplier.
**Please refer to Technical specification for more product information.

Compare at a glance

Efficiency Rating Guide



3 year
guarantee



22. 100% efficient flueless gas fires – eko 5060



Model Shown (Left)
eko 5060 shown with silver coloured glass fascia.

eko 5060

Contemporary elegance, inspired beauty and an impressive high quality performance designed to complement a modern lifestyle.

Based on the flexible 23m³ landscape platform the eko 5060 is the perfect solution to instant gas fire warmth. In addition to its compact size and shape, the eko 5060 produces an impressive heat output of 2.0kW, enough to make a real difference to your living space. The simple clean lines and reflective glass fascia makes it a perfect focal point in your living room, kitchen or study.

Details



Feature 1

The slim profile of the eko 5060 is designed to position discreetly into any room without occupying too much space and no recess is required.

Feature 2

The clean, crisp lines of the decorative glass fascia are accompanied by a soft silver finish designed to beautifully enhance the unique dancing flame picture.

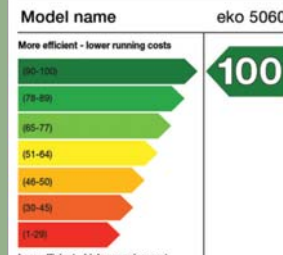
Specifications

Minimum Room Size	23m ³
Fire Type	Flueless Landscape L23G
Efficiency	100%
Control Type/Location	Manual – Rotary (Right)
Heat Input (Max/Min) Gross	2.0kW / 1.3kW
Heat Output (Max/Min) Gross	2.0kW / 1.3kW
Running Costs Per Hour (Max/Min)*	7.54p / 4.90p
Outline Dimensions**	W635 x H475 x D147 (mm)
Installation	Wall mounted
Air Vent Required	100cm ²
Safety	Oxygen Depletion Sensor Flame Failure Device Catalytic converters Glass fronted
Options	LPG

*Price based on 3.77p/kWh. Gas prices may vary. Please check with your supplier.
**Please refer to Technical specification for more product information.

Compare at a glance

Efficiency Rating Guide



Heat input/output (high) kW	2.0 / 2.0
Heat input/output (low) kW	1.3 / 1.3
Running cost per year (high) Calculation is based on 610 running hours per year (E)	45.99

This information is intended as a guide only. The efficiencies given here are quoted in net calorific value. Running costs are based on a gas tariff of 3.77p/kWh and electric tariff of 15.8p/kWh. Prices will vary. Please check with your supplier.

3 year
guarantee



24. 100% efficient flueless gas fires – eko 5070



Model Shown (Left)
eko 5070 shown with anthracite coloured glass fascia.

eko 5070

Crisp, clean lines reflect its simple modern aesthetic. The selective use of a monochromatic palette complements any interior backdrop allowing the vibrant flames to become centre of attention.

The eko 5070 flueless gas fire creates a stunning feature in any environment. The sophisticated flat-glass fascia with strong exterior angles creates a sense of understated elegance for the modern interior. Designed to fit a minimum room size of 30m³ (typically 11'6" x 11'6" with an 8' high ceiling) the eko 5070 can be installed on virtually any wall and gives you the freedom to create a stunning style statement without the limitations of a flue or chimney.

Details



Feature 1

The two-tone black and anthracite glass fascia features a stylish chamfered top and bottom edge profile to accentuate the landscape proportions.

Feature 2

Linear flame picture.

Specifications

Minimum Room Size	30m ³
Fire Type	Flueless Landscape L30G
Efficiency	100%
Control Type/Location	Manual – Rotary (Right)
Heat Input (Max/Min) Gross	2.6kW / 1.5kW
Heat Output (Max/Min) Gross	2.6kW / 1.5kW
Running costs per hour (Max/Min)	9.80p / 5.66p
Outline Dimensions	W1000 x H600 x D180 (mm)
Installation	Wall mounted
Air vent required	100cm ²
Safety	Oxygen Depletion Sensor Flame Failure Device Catalytic converters Glass fronted
Options	LPG

*Price based on 3.77p/kWh. Gas prices may vary. Please check with your supplier.
**Please refer to Technical specification for more product information.

Compare at a glance

Efficiency Rating Guide

Model name	eko 5070
More efficient - lower running costs	
(95-100)	100
(79-89)	
(65-77)	
(51-64)	
(44-50)	
(30-43)	
(1-29)	
Less efficient - higher running cost	
Heat input/output (high) kW	2.6 / 2.6
Heat input/output (low) kW	1.5 / 1.5
Running cost per year (high) <small>Calculation is based on 610 running hours per year (2)</small>	59.79

This information is intended as a guide only. The efficiencies given here are quoted as net calorific value. Running costs are based on a gas tariff of 3.77p/kWh and electric tariff of 15.8p/kWh. Prices will vary. Please check with your supplier.

3 year
guarantee



26. 100% efficient flueless gas fires – eko 5090



Model Shown (Left)
eko 5090 shown with polished black granite fascia.

eko 5090

The enhanced proportions of this stylish fire create a beautiful panoramic view of the flames, while the natural stone fascias exude style and a natural glow.

The eko 5090 has been designed to explore the finest natural stone materials, delivering a high end aesthetic that works equally in a contemporary, modern, traditional or classical decor.

The innovative natural stone fascia is manufactured using a clever aluminium honeycomb sub-frame. This process not only helps to increase the manufacturing precision when dealing with natural materials but reduces the weight of the fascia by over 50%.

Behind this stunning fascia is our innovative flueless catalytic technology which delivers the ultimate in efficiency, significantly reducing the running cost while all the time reassuring you that it is one of the safest gas fire technologies in the world.

The 5090 has a fully variable heat output from 1.5kW low to 2.6kW high. It is designed for a minimum room size of 30m³ (typically 11'6" x 11'6" with an 8' high ceiling).

Details



Feature 1

The eko 5090 is available in three premium natural stone finishes. These are beautiful polished black granite (left), classic white Aegean limestone (above).

Specifications

Minimum Room Size	30m ³
Fire Type	Flueless Landscape LS30G
Efficiency	100%
Control Type/Location	Manual – Rotary (Right)
Heat Input (Max/Min) Gross	2.6kW / 1.5kW
Heat Output (Max/Min) Gross	2.6kW / 1.5kW
Running Costs Per Hour (Max/Min)*	9.80p / 5.66p
Outline Dimensions**	W1100 x H385 x D185 (mm)
Installation	Wall mounted
Air Vent Required	100cm ²
Safety	Oxygen Depletion Sensor Flame Failure Device Catalytic converters Glass fronted
Options	Black Polished Granite Aegean Limestone

*Price based on 3.77p/kWh. Gas prices may vary. Please check with your supplier.
**Please refer to Technical specification for more product information.

Compare at a glance

Efficiency Rating Guide

Model name	eko 5090
More efficient - lower running costs	
(90-100)	
(79-89)	
(65-77)	
(51-64)	
(40-50)	
(30-40)	
Less efficient - higher running cost	
Heat input/output (high) kW	2.6 / 2.6
Heat input/output (low) kW	1.5 / 1.5
Running cost per year (high)	59.79
<small>Calculation is based on 610 running hours per year (2)</small>	

This information is intended as a guide only. The efficiencies given here are quoted in net calorific value. Running costs are based on a gas tariff of 3.77p/kWh and electric tariff of 15.8p/kWh. Prices will vary. Please check with your supplier.

3 year guarantee

28. 100% efficient flueless gas fires – eko 5510



Model Shown (Left)
eko 5510 shown with chrome Mono fret and Classic Plain chrome frame.

Details



Feature 1 & 2
Simplicity is key. The eko 5510 is available in a choice of styles & finishes. Select from a range of frets and one-piece Classic Plain frames. Shown with brass Blenheim fret and one-piece Classic Plain brass frame (above) and Elegance Chrome & Black fret and one-piece Classic Plain chrome frame (top).

Specifications

Minimum Room Size	27m ³
Fire Type	Flueless Inset Pl27G
Efficiency	100%
Control Type/Location	Manual – Rotary (Bottom)
Heat Input (Max/Min) Gross	2.3kW / 1.3kW
Heat Output (Max/Min) Gross	2.3kW / 1.3kW
Running Costs Per Hour (Max/Min)*	8.67p / 4.90p
Outline Dimensions**	W495 x H620 x D92 (mm)
Installation	Inset - Fireplace
Air Vent Required	100cm ²
Safety	Oxygen Depletion Sensor Flame Failure Device Catalytic converter Glass fronted
Options	75mm spacer for 3" rebate 155mm spacer for flat wall Choice of frets & frames***

*Price based on 3.77p/kWh. Gas prices may vary. Please check with your supplier.

**Please refer to Technical specification for more product information.

***Please refer to Tailoring specification page.

eko 5510

Modern clean lines or traditional elegance. The classic appeal of the flueless inset fire provides a combination of benefits from our modern catalytic technology.

The eko 5510 features all the benefits of the inset flueless engine; 100% efficiency, reduced running costs, simple installation, realistic coal fuelbed and a clean burning ribbon burner. Choose from a range of selected frets and one-piece Classic Plain frames to personalise your fire.

The eko 5510 does not require a chimney or flue therefore all the heat generated is distributed into the room and none is lost up the chimney. This clever technology not only saves money on installation but significantly reduces the running cost.

A 43mm spacer frame is fitted as standard to suit a 100mm/4" rebated surround. Should you require this fire to be installed in a 75mm/3" rebated surround you will require a 75mm spacer (not included). For a flat wall wall fix a 155mm spacer is required (not included).

The only considerations when installing this appliance are a minimum room size of 27m³, an accessible gas supply and adequate ventilation.

Compare at a glance

Efficiency Rating Guide

Model name	eko 5510
More efficient - lower running costs	100
(90-100)	
(79-89)	
(65-77)	
(51-64)	
(40-50)	
(30-40)	
Less efficient - higher running cost	
(1-29)	
Heat input/output (high) kW	2.3 / 2.3
Heat input/output (low) kW	1.3 / 1.3
Running cost per year (high)	52.89
Calculation is based on 610 running hours per year (E)	
<small>This information is intended as a guide only. The efficiencies given here are quoted in net calorific value. Running costs are based on a gas tariff of 3.77p/kWh and electric tariff of 15.8p/kWh. Prices will vary. Please check with your supplier.</small>	

3 year
guarantee

30. 100% efficient flueless gas fires – eko 5530



Model Shown (Left)
eko 5530 shown in silver finish.

eko 5530

An innovative fire with exceptional performance and striking good looks. Today's modern fire offers increased benefits to create a magical ambience.

The confident bold lines of this fire make a modern statement that exudes style and engineering quality. Built on the innovative inset flueless engine it features the same benefits as the wall mounted range; 100% efficiency, reduced running costs, simple installation and a clean burning ribbon burner.

The eko 5530 does not require a chimney or flue. All the heat is distributed into the room, therefore none is lost up the chimney. The clever fascia also acts as an integral spacer to minimise fitting depth and maximise on installation possibilities. The only considerations when installing this appliance are a minimum room size of 27m³, an accessible gas supply and adequate ventilation.

Details



Feature 1

The metallic silver frame of the eko 5530 is a one-piece fascia with seamless joins for a pure aesthetic.

Feature 2

Behind the hinged drop-down access panel lies the rotary manual control knob giving you variable adjustment over the flame picture.

Specifications

Minimum Room Size	27m ³
Fire Type	Flueless Inset Pl27G
Efficiency	100%
Control Type/Location	Manual - Rotary (Bottom)
Heat Input (Max/Min) Gross	2.3kW / 1.3kW
Heat Output (Max/Min) Gross	2.3kW / 1.3kW
Running Costs Per Hour (Max/Min)*	8.67p / 4.90p
Outline Dimensions**	W555 x H605 x D100(mm)
Installation	Inset - Fireplace
Air Vent Required	100cm ²
Safety	Oxygen Depletion Sensor Flame Failure Device Catalytic converter Glass fronted
Options	N/A

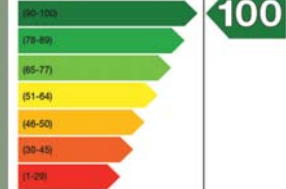
*Price based on 3.77p/kWh. Gas prices may vary. Please check with your supplier.
**Please refer to Technical specification for more product information.

Compare at a glance

Efficiency Rating Guide

Model name eko 5530

More efficient - lower running costs



Less efficient - higher running cost

Heat input/output (high) kW	2.3 / 2.3
Heat input/output (low) kW	1.3 / 1.3
Running cost per year (high) Calculation is based on 610 running hours per year (2)	52.89

This information is intended as a guide only. The efficiencies given here are quoted in net calorific value. Running costs are based on a gas tariff of 3.77p/kWh and electric tariff of 15.8p/kWh. Prices will vary. Please check with your supplier.

3 year
guarantee



Model Shown (Left)
eko 6010 shown in black with arch door design.

Details



Feature 1

A great amount of detail has been spent to emulate the look and feel of a real wood burning stove. The finest materials and finishes have been sought to ensure the eko 6010 is a real focal point in your living space. The eko 6010 is shown above in white with open door design.

Specifications

Minimum Room Size	35m ³
Fire Type	Flueless Stove S35G
Efficiency	100%
Control Type/Location	Manual – Slide (Front)
Heat Input (Max/Min) Gross	3.1kW / 1.5kW
Heat Output (Max/Min) Gross	3.1kW / 1.5kW
Running Costs Per Hour (Max/Min)*	11.69p / 5.66p
Outline Dimensions**	W615 x H630 x D385 (mm)
Installation	Freestanding
Air Vent Required	100cm ²
Safety	Oxygen Depletion Sensor Flame Failure Device Catalytic converter Glass fronted
Options	Black with arch door Black with open door White with arch door White with open door

*Price based on 3.77p/kWh. Gas prices may vary. Please check with your supplier.

**Please refer to Technical specification for more product information.

eko 6010

Flueless gas stoves are the latest must-have in home decoration. Powerful, efficient and amazingly versatile heat. At last, a gas stove that is equally at home in urban city living as it is in rural country abodes.

The eko 6010 flueless gas stove looks and feels like a real wood burner but doesn't have any of the drawbacks of a solid fuel stove. No chimney or flue is required, no storage is required for the logs and a flueless gas stove does not require cleaning after use. The simplicity of gas at your finger tips and controllability of heat provides a system that is far superior to operate and cleaner to maintain. In addition to these benefits a flueless stove will be significantly cheaper to install and run.

The flueless stove engine features all the benefits of innovative catalytic technology; 100% efficiency, reduced running costs, simple installation and a new clean burning ribbon burner. As no chimney is required 100% of the heat is distributed into the room, making this stove not only an extremely reliable source of heat but a very affordable one too.

Flueless gas stoves require a minimum room size of 35m³ (typically 12'6" x 12'6" x 8') and 100cm² of purpose provided ventilation.

The eko 6010 features a beautiful solid cast body and is available in matt black or white finish. At the heart of the stove is a large glass window that allows the fire to be enjoyed in all its beauty. There are two door designs to choose from: open or arch. And, finally to add detail and complement the overall aesthetic, a matching door handle and slide control handle is finished in brushed stainless steel.

Compare at a glance

Efficiency Rating Guide

Model name	eko 6010
More efficient - lower running costs	100
(90-100)	
(70-89)	
(50-69)	
(30-49)	
(10-29)	
Less efficient - higher running cost	
Heat input/output (high) kW	3.1 / 3.1
Heat input/output (low) kW	1.5 / 1.5
Running cost per year (high) Calculation is based on 610 running hours per year (2)	71.29

This information is intended as a guide only. The efficiencies given here are quoted in net calorific value. Running costs are based on a gas tariff of 3.77p/kWh and electric tariff of 15.8p/kWh. Prices will vary. Please check with your supplier.

3 year
guarantee



Model Shown (Left)
eko 6030 shown in black .

eko 6030

The clean crisp lines and the large open door design of the eko 6030 flueless gas stove makes for a stunning addition to any living space.

The eko 6030 flueless gas stove looks and feels like a real wood burner but doesn't have any of the drawbacks of a solid fuel stove. No chimney or flue is required, no storage is required for the logs and a flueless gas stove does not require cleaning after use. The simplicity of gas at your finger tips and controllability of heat provides a system that is far superior to operate and cleaner to maintain. In addition to these benefits a flueless stove will be significantly cheaper to install and run.

The flueless stove engine features all the benefits of innovative catalytic technology; 100% efficiency, reduced running costs, simple installation and a new clean burning ribbon burner. As no chimney is required 100% of the heat is distributed into the room, making this stove not only an extremely reliable source of heat but a very affordable one too.

Flueless gas stoves require a minimum room size of 35m³ (typically 12'6" x 12'6" x 8') and 100cm³ of purpose provided ventilation.

The eko 6030 features a fabricated metal body and is available in matt black or white finish. At the heart of the stove is a large glass window that allows the fire to be enjoyed in all its beauty. And, finally to add detail and complement the overall aesthetic, a matching door handle and slide control handle is finished in brushed stainless steel.

Details



Model Shown (above)
eko 6030 shown in white.

Specifications

Minimum Room Size	35m ³
Fire Type	Flueless Stove S35G
Efficiency	100%
Control Type/Location	Manual – Slide (Front)
Heat Input (Max/Min) Gross	3.1kW / 1.5kW
Heat Output (Max/Min) Gross	3.1kW / 1.5kW
Running Costs Per Hour (Max/Min)*	11.69p / 5.66p
Outline Dimensions**	W615 x H630 x D385 (mm)
Installation	Freestanding
Air Vent Required	100cm ³
Safety	Oxygen Depletion Sensor Flame Failure Device Catalytic converter Glass fronted
Options	2 colours

*Price based on 3.77p/kWh. Gas prices may vary. Please check with your supplier.
**Please refer to Technical specification for more product information.

Compare at a glance

Efficiency Rating Guide	
Model name	eko 6030
More efficient - lower running costs	100
(90-100)	
(79-89)	
(65-77)	
(51-64)	
(40-50)	
(30-40)	
Less efficient - higher running cost	
Heat input/output (high) kW	3.1 / 3.1
Heat input/output (low) kW	1.5 / 1.5
Running cost per year (high) <small>Calculation is based on 610 running hours per year (2)</small>	71.29
<small>This information is intended as a guide only. The efficiencies given here are quoted in net calorific value. Running costs are based on a gas tariff of 3.77p/kWh and electric tariff of 15.8p/kWh. Prices will vary. Please check with your supplier.</small>	

3 year
guarantee



36

High efficiency flued gas fires

Our high efficiency range of flued gas fires, incorporate a glass front which optimises heat performance and efficiency while providing a traditional appearance which costs less to run.

Your questions answered

Can I have a glass fronted high efficiency flued gas fire?

Yes, providing you currently have a working fireplace with gas supply and suitably sized fire aperture. See Technical Specification page for dimensions.

*Designed for natural gas only.

How does this work?

The glass front significantly reduces the warm room-air being drawn up the chimney or flue. In addition to this the convection air design draws in present cold room-air and circulates this through the hotbox to produce convected hot air back into the room. This increases performance and optimises efficiency.

Are they safe?

For complete safety and peace of mind all of our fires incorporate an Oxygen Depletion Sensor (ODS), which detect when the oxygen levels in the room fall below a specified level and cause the pilot flame to lift away from the sensing probe. This activates the Flame Failure Device (FFD), which cuts off the gas supply to the fire and renders the appliance safe.

What about installation and servicing?

All gas fires must be installed by a Gas Safe registered engineer. We have designed this fire with the installer in mind so that installation including future servicing is made simple with minimal effort and disruption.





Benefits of high efficiency flued gas fires

- A choice of modern or traditional inset gas fires to fit into your existing fireplace
- Slimline construction
- Patented draft diverter system - ensures safety in the event of down draft flue reversal
- Authentic flame picture with realistic coal fuelbed
- Selection of stylish frets and frames to suit your interior
- Dual safety features: Oxygen Depletion Sensor and Flame Failure Device
- Available in manual control and top slide control options
- Radiant and convected heat

38. High efficiency glass fronted gas fires – eko 4010



Model Shown (Left)

eko 4010 shown with chrome Mono fret and Classic chrome frame with chrome inlay.



Feature 1 & 2

Behind the glass front of the eko 4010 sits an ultra realistic coal fuelbed capable of radiating a deep warm glow. Shown with brass Elysee fret and one piece Classic brass frame with brass inlay (above). The eko 4015 is the top control model and is designed to facilitate operation without bending down on your hands and knees. Simply operate the top mounted slide control with your forefinger and thumb. Shown with chrome & black Elegance fret and one piece Classic brass frame (top).

Specifications

Fire Type	Glass Fronted Inset
Chimney/Flue Requirements	Conventional chimney Pre-cast flue Pre-fabricated flue (min. 5")
Efficiency	90%
Control Type/Location	Manual – Rotary (Bottom) Manual – Slide (Top Right)
Heat Input (Max/Min) Gross	5.0kW / 3.5kW
Heat Output (Max/Min) Gross	4.05kW / 2.84kW
Running costs per hour (Max/Min)*	18.85 / 13.20p
Outline Dimensions**	W480 x H590 x D125 (mm)
Installation	Inset - Fireplace
Air vent required	N/A
Safety	Oxygen Depletion Sensor Flame Failure Device
Options	Choice of frets & frames*** Manual – Rotary or Top Control

*Price based on 3.77p/kWh. Gas prices may vary. Please check with your supplier.

**Please refer to Technical specification for more product information.

***Please refer to Tailoring specification.

eko 4010

A traditionally styled fire with authentic flame picture and impressive warm glow. Our most efficient glass fronted fire is simply a game changer.

The eko 4010 takes the traditional inset gas fire format, typically installed into a fireplace, to the next level. The standard firebox has been completely redesigned to include a sympathetic glass front to increase efficiency, and a patented safety draft diverter system.

With an impressive 90% efficiency and 4.05kW heat output the eko 4010 is the first choice when you require a traditional inset gas fire with authentic flame picture that delivers instant powerful heat.

The eko 4010 can be personalised with optional frets and frames.

eko 4015

The eko 4015 features a simple and discrete high level slide control mechanism to simplify operation. Simply press down on the control to ignite the fire, and then slide upwards to adjust between low and high setting.

Compare at a glance

Efficiency Rating Guide	
Model name	eko 4010
More efficient - lower running costs	90
(90-100)	
(79-89)	
(65-77)	
(51-64)	
(40-50)	
(30-40)	
Less efficient - higher running cost	
(1-29)	
Heat input/output (high) kW	5.0 / 4.05
Heat input/output (low) kW	3.5 / 2.84
Running cost per year (high)	114.99
<small>Calculation is based on 610 running hours per year (2)</small>	
<small>This information is intended as a guide only. The efficiencies given here are quoted in net calorific value. Running costs are based on a gas tariff of 3.77p/kWh and electric tariff of 15.8p/kWh. Prices will vary. Please check with your supplier.</small>	

3 year guarantee



40

Conventional flued gas fires

The main consideration when choosing your gas appliance will be compatibility with your existing flue provision. Whether your home has a flue, a chimney, or none at all, it is still possible to have an ekofires product.

Steps to choosing an appropriate inset fire:

1. Determine your flue type

There are three common types of chimney/flue found in UK houses today, these are a brick chimney, a pre-cast flue and a pre-fabricated flue. The simplest and quickest way of determining which you have is to look up to the roof of your building.

A. Conventional chimney – This category is easily recognised by a chimney stack, with either a pot or gas terminal on your roof, which relies on the natural circulation of air through the room and up your chimney to expel the combustion gases of the appliance.

B. Pre-cast flue – Manufactured and formed into rectangular hollow concrete or clay blocks that travel vertically, up through the wall of your property, to a ridge vent or metal flue terminal on the roof.

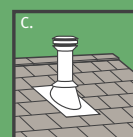
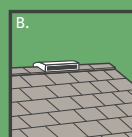
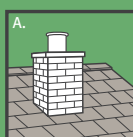
C. Pre-fabricated flue – These are usually a metal interlocking flue connected to a flue box, with a terminal as shown on your roof, creating the same circulation of air as a chimney.

2. Determine your available opening dimensions

Next you will need to determine the size of your fireplace opening. Measure the width, height and depth of the aperture to ensure you can accommodate the fire and (where applicable) a debris collection space at the rear of the fire (up to 60mm) to allow any material that may fall down the flue/chimney to drop to the bottom of the void. If you are drawn to a fire that does not fit your available dimensions you may wish to contact a qualified engineer/builder who may be able to increase or decrease the opening dimensions to suit.

3. Choose the design and finish that suits you

If you have any questions or queries then you may wish to visit your local ekofires retailer for friendly impartial advice or for a pre-installation survey.





Your questions answered

What are the running costs of these appliances?

The running costs of each appliance can be calculated quite simply using the following calculation: Running Cost = Energy Input (gross) x Your Gas Bill Tariff.

Example: Energy Input (gross) 6.2kW
x Gas Bill Tariff (gross) 4.27p/kWh =
Running Cost 26.5p per hour.

Your Gas Bill Tariff figure can be taken from a recent gas bill. Alternatively contact your gas provider for this information.

What safety features are incorporated into the appliances?

All gas fires are fitted with an oxygen depletion sensor (ODS), and all fires have a flame failure device (FFD), for complete safety and peace of mind. Certain appliances within the range have individual safety features detailed within this brochure.

What is an oxygen depletion sensor and a flame supervision device?

An Oxygen Depletion Sensor (ODS) detects when oxygen levels in the room fall below a specified level and cause the pilot flame to lift away from the sensing probe. This activates the flame failure device (FFD), which cuts off the gas supply to the fire and renders the appliance safe.

Are the fires easy to light and operate?

As standard all of our fires come with a rotary control knob, which incorporates a piezo spark ignition, and is fully variable between the preset high and low settings. The rotary control knob is located at the bottom of the fire, behind the decorative fret or frame.

Selected appliances are available with a fingerslide control which is located on the top right-hand side of the fire. The remote control option enables the appliance to be controlled from the comfort of your armchair, a feature especially beneficial to the elderly, disabled or infirm.

Do the appliances require an electrical supply?

Our range of manual rotary control fires feature a piezo spark ignition therefore do not require a battery or mains power supply to operate.

Our fingerslide top control models do require a battery (supplied) for ignition. This is located below the burner.

Our range of remote control fires do not require a mains supply but do require a battery (supplied) for ignition. The remote control also requires batteries.

By nature of their design powerflue appliances require a mains power supply to operate the fan extraction unit.

What ventilation is required?

No additional ventilation is required when installing our conventional open fronted gas fires .

Please note all gas fires must be installed by a Gas Safe registered engineer in accordance with the manufacturer's instructions.

Benefits of efficient open fronted gas fires

- A range of traditional and contemporary inset gas fires to fit into your existing fireplace
- Designed to fit almost any fireplace opening*
- Authentic flame picture with a choice of realistic coal, pebble and log fuelbed*
- Selection of stylish frets and frames to suit your interior
- Powerflue available on selected models for no chimney or flue applications
- Dual safety features: Oxygen Depletion Sensor and Flame Failure Device
- Available for Natural Gas only
- Radiant or convector options

*Depending on selected model.





42. Conventional open fronted gas fires – eko 3010



Model Shown (Left)
eko 3010 shown with chrome Mono fret, chrome bevelled frame and white eko 7020 surround.

eko 3010

Ageless and ultra slim in design and appearance – an attractive and alluring fire to fit with any fireplace in any living room.

The entry level eko 3010 is particularly suitable for installations into new homes with shallow starter blocks and some pre-cast flue systems, however, is perfectly at home when used with a conventional chimney.

The eko 3010 also has the added benefit of a mains-free ultrasonic remote control (optional extra) that allows you to adjust the flame height from the comfort of your armchair.

eko 3015

The eko 3015 features a simple and discrete high level slide control mechanism to simplify operation. Simply press down on the control to ignite the fire, and then slide upwards to adjust between low and high setting.

Details



Feature 1

Mix and match options. Ultra slim yet classic in design the eko 3010 can be fully tailored to complement your existing décor. Choose from a range of finishes including chrome, black and brass.

Feature 2

The eko 3010 is also available with a realistic pebble fuelbed for a more contemporary twist.

Feature 3

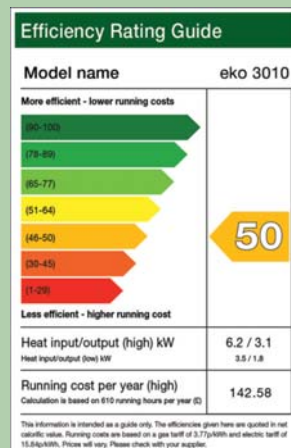
The elegant Blenheim shown in polished brass is just one of the available fret options that can be selected to personalise your fire.

Specifications

Fire Type	Slimline Radiant
Chimney/Flue Requirements	Conventional chimney Pre-cast flue Pre-fabricated flue (min. 5")
Efficiency	50%
Control Type/Location	Manual – Rotary (Bottom) Manual – Slide (Top Right) Remote Control
Heat Input (Max/Min) Gross	6.2kW / 3.5kW
Heat Output (Max/Min) Gross	3.1kW / 1.8kW
Running Costs Per Hour (Max/Min)*	23.37p / 13.20p
Outline Dimensions**	W480 x H590 x D108 (mm)
Installation	Inset – Fireplace
Air Vent Required	N/A
Safety	Oxygen Depletion Sensor Flame Failure Device
Options	Coal or pebble fuelbed Manual – Rotary, Top Control or Remote Control Choice of frets & frames***

*Price based on 3.77p/kWh. Gas prices may vary. Please check with your supplier.
**Please refer to Technical specification for more product information.
***Please refer to Tailoring specification.

Compare at a glance



3 year guarantee



44. Conventional open fronted gas fires – eko 3010 Timeless





Model Shown (Left)
eko 3010 Timeless with Victorian polished cast iron fascia.

eko 3010 Timeless

The versatile and popular slimline radiant gas fire is completely transformed by the elegant the solid cast iron fascias.

The entry level eko 3010 is particularly suitable for installations into new homes with shallow starter blocks and some pre-cast flue systems, however, is perfectly at home when used with a conventional chimney.

The decorative solid cast iron fascia is created using traditional casting techniques and is available in natural polished finish or black.

The eko 3015 features a simple and discrete high level slide control mechanism to simplify operation. Simply press down on the control to ignite the fire, and then slide upwards to adjust between low and high setting.

Details



Feature 1
The eko 3010 Timeless range features a high quality cast iron fascia and is available in either natural polished cast finish or black.

Specifications

Fire Type	Slimline Radiant
Chimney/Flue Requirements	Conventional chimney Pre-cast flue Pre-fabricated flue (min. 5")
Efficiency	50%
Control Type/Location	Manual – Rotary (Bottom) Manual – Slide (Top Right) Remote Control
Heat Input (Max/Min) Gross	6.2kW / 3.5kW
Heat Output (Max/Min) Gross	3.1kW / 1.8kW
Running Costs Per Hour (Max/Min)*	23.37p / 13.20p
Outline Dimensions**	W480 x H595 x D108 (mm)
Installation	Inset – Fireplace
Air Vent Required	N/A
Safety	Oxygen Depletion Sensor Flame Failure Device
Options	Coal or pebble fuelbed Manual – Rotary, Top Control or Remote Control

*Price based on 3.77p/kWh. Gas prices may vary. Please check with your supplier.
**Please refer to Technical specification for more product information.
***Please refer to Tailoring specification.

Compare at a glance



3 year
guarantee



Model Shown (Left)
eko 3020 shown with mirror side cheeks fitted and brushed stainless steel contemporary frame.



Feature 1 & 2
The eko 3020 is a slimline convector fire with increased efficiency. A unique feature of this fire is the removable mirror side cheeks which are held in place with two discreet screws. Shown with chrome Mono fret and Classic chrome frame with chrome inlay and mirror side cheeks fitted (above). The eko 3025 is the top control model and is shown with brass Elegance fret and one-piece Classic Plain brass frame and mirror side cheeks removed (top).

Specifications

Fire Type	Slimline Convector
Chimney/Flue Requirements	Conventional chimney Pre-cast flue Pre-fabricated flue (min. 5")
Efficiency	67%
Control Type/Location	Manual – Rotary (Bottom) Manual – Slide (Top Right) Remote Control
Heat Input (Max/Min) Gross	6.2kW / 3.5kW
Heat Output (Max/Min) Gross	4.1kW / 2.3kW
Running Costs Per Hour (Max/Min)*	23.37p / 13.20p
Outline Dimensions**	W480 x H590 x D122 (mm)
Installation	Inset – Fireplace
Air Vent Required	N/A
Safety	Oxygen Depletion Sensor Flame Failure Device
Options	Coal or pebble fuelbed Removable side cheeks Choice of frets & frames***

*Price based on 3.77p/kWh. Gas prices may vary. Please check with your supplier.
**Please refer to Technical specification for more product information.
***Please refer to Tailoring specification.

eko 3020

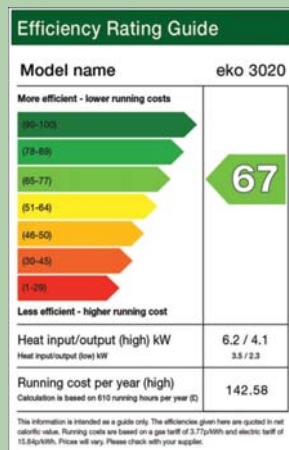
Mirror finish cheeks captivate the flame picture with an energetic and inviting charm making this one of our most popular fires.

The eko 3020 incorporates a cleverly designed heat exchanger that provides gentle convected warmth and additional heat at no extra running cost. Detachable decorative mirror side cheeks are also included to reflect the stunning flame picture and create the illusion of a full depth effect fuelbed. Of course, if you are looking for a simple black appearance then these can be removed and a elegant choice of modern and traditional frets and frames can be selected.

eko 3025

The eko 3025 features a simple and discrete high level slide control mechanism to simplify operation. Simply press down on the control to ignite the fire, and then slide upwards to adjust between low and high setting.

Compare at a glance



3 year
guarantee



48. Conventional open fronted gas fires – eko 3030

Model Shown (Left)
eko 3030 shown with brass Blenheim fret, brass bevelled frame and oak veneer eko 7070 surround.

Details



Feature (Top Slide Control - eko 3035)
Shown with chrome & black Elegance fret and Classic chrome frame with chrome inlay (above).



- Feature 1**
Whether you are looking for a classic, traditional or contemporary styled fire then the eko 3030 can be tailored to suit your preference.
- Feature 2**
For added versatility the eko 3030 can be fitted with one of three realistic fuelbed options: Pebble (above), coal or log.
- Feature 3**
The deeper fuelbed of the full depth radiant platform provides exceptional performance and a class leading flame picture.

Specifications

Fire Type	Full Depth Radiant
Chimney/Flue Requirements	Conventional chimney Pre-cast flue Pre-fabricated flue (min. 5")
Efficiency	55%
Control Type/Location	Manual – Rotary (Bottom) Manual – Slide (Top Right) Remote Control
Heat Input (Max/Min) Gross	6.8kW / 3.5kW
Heat Output (Max/Min) Gross	3.8kW / 1.9kW
Running Costs Per Hour (Max/Min)*	25.64p / 13.20p
Outline Dimensions**	W480 x H590 x D180 (mm)
Installation	Inset – Fireplace
Air Vent Required	N/A
Safety	Oxygen Depletion Sensor Flame Failure Device
Options	Coal, pebble or log fuelbed Manual – Rotary, Top Control or Remote Control Choice of frets & frames***

*Price based on 4.27p/kWh. Gas prices may vary. Please check with your supplier.
**Please refer to Technical specification for more product information.
***Please refer to Tailoring specification.

eko 3030

Classic and ever-popular coal effect gas fire, available with a range of decorative fire frets and accessories to suit your interior decor.

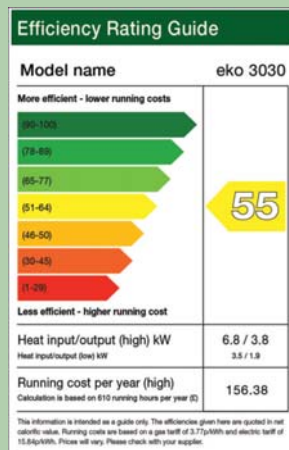
With the heating potential of 3.8kW, the eko 3030 is more than capable of providing a very warm welcome for any home. The realistic fuelbed is available in either pebble, coal or log and there is a wide choice of traditional and contemporary frets and frames to suit your decor.

The full depth radiant platform is suitable for use in almost all flues, including most pre-cast block flues.

eko 3035

The eko 3035 features a simple and discrete high level slide control mechanism to simplify operation. Simply press down on the control to ignite the fire, and then slide upwards to adjust between low and high setting.

Compare at a glance



3 year
guarantee



Model Shown (Left)
eko 3040 shown with coal fuelbed and the eko 7050 white surround.

eko 3040

The beautiful Modern polished aluminium fascia and handcrafted pebbles are signs of precision and craftsmanship that amplify the beauty of this distinctive design.

Built on the popular eko 3030 platform, the eko 3040 has been created to provide that extra touch of elegance to your living space. The contemporary lines of the anodised aluminium fascia form a stunning frame to the full depth radiant fuelbed - available in either coal, pebble or log.

As you would expect with a modern fire like this it can be specified as a top control for ease of use, or remote control to allow you to adjust the flame height from the comfort of your chair.

eko 3045

The eko 3045 features a simple and discrete high level slide control mechanism to simplify operation. Simply press down on the control to ignite the fire, and then slide upwards to adjust between low and high setting.

Details



Feature 1
The anodised aluminium frame is designed as a premium fascia, with integral control panel, so as not to compromise the pure aesthetic. Shown with pebble fuelbed (above).

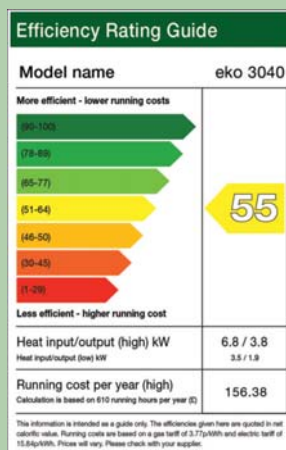
Specifications

Fire Type	Full Depth Radiant
Chimney/Flue Requirements	Conventional chimney Pre-cast flue Pre-fabricated flue (min. 5")
Efficiency	55%
Control Type/Location	Manual – Rotary (Bottom) Manual – Slide (Top Right) Remote Control
Heat Input (Max/Min) Gross	6.8kW / 3.5kW
Heat Output (Max/Min) Gross	3.8kW / 1.9kW
Running Costs Per Hour (Max/Min)*	25.64p / 13.20p
Outline Dimensions**	W510 x H605 x D180 (mm)
Installation	Inset – Fireplace
Air Vent Required	N/A
Safety	Oxygen Depletion Sensor Flame Failure Device
Options	Coal, pebble or log fuelbed Manual – Rotary, Top Control or Remote Control

*Price based on 3.77p/kWh. Gas prices may vary. Please check with your supplier.

**Please refer to Technical specification for more product information.

Compare at a glance



3 year
guarantee



52. Conventional open fronted gas fires – eko 3060



Model Shown (Left)
eko 3065 shown with brass Elegance fret and one-piece Classic brass frame with brass inlay.

Details



Feature
Shown with brass Blenheim fret and Classic brass frame with brass inlay (above).



- Feature 1**
Designed to fit a Class 1 chimney the eko 3060 is able to offer an extremely deep fuelbed for maximum heat performance.
- Feature 2**
The eko 3060 is available with pebble fuelbed. The cast ceramics are hand decorated to create a more realistic finish.
- Feature 3**
The eko 3060 is also available with a log grate fuel bed.

Specifications

Fire Type	Full Depth Convactor
Chimney/Flue Requirements	Conventional chimney Pre-fabricated flue (min. 5")
Efficiency	60%
Control Type/Location	Manual – Rotary (Bottom) Manual – Slide (Top Right) Remote Control
Heat Input (Max/Min) Gross	6.8kW / 3.5kW
Heat Output (Max/Min) Gross	4.0kW / 2.1kW
Running Costs Per Hour (Max/Min)*	29.04p / 14.95p
Outline Dimensions**	W480 x H590 x D250 (mm)
Installation	Inset – Fireplace
Air Vent Required	N/A
Safety	Oxygen Depletion Sensor Flame Failure Device
Options	Coal, pebble or log fuelbed Manual – Rotary, Top Control or Remote Control Choice of frets & frames***

*Price based on 3.77p/kWh. Gas prices may vary. Please check with your supplier.
**Please refer to Technical specification for more product information.
***Please refer to Tailoring specification.

eko 3060

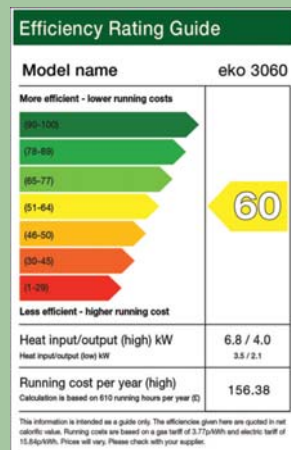
Exceptional in its genre, a time honoured style with full depth fuelbed and burnished radiance to enhance your home.

The eko 3060 successfully combines state-of-the-art performance with traditional good looks. The full depth firebox incorporates a cleverly designed heat exchanger that increase the fire's efficiency by providing convected heat in addition to radiant heat.

eko 3065

The eko 3065 features a simple and discrete high level slide control mechanism to simplify operation. Simply press down on the control to ignite the fire, and then slide upwards to adjust between low and high setting.

Compare at a glance



3 year guarantee

54. Conventional open fronted gas fires – eko 3080



Model Shown (Left)
eko 3080 shown with log fuelbed and Edwardian polished cast iron fascia.

Details



Feature 1
The eko 3080 features a high quality cast iron fascia and is available in either natural polished cast finish or black. The angled sides of the ash pan and subtle detailing are typical of the Edwardian inspired period.

Specifications

Fire Type	Full Depth Radiant
Chimney/Flue Requirements	Conventional chimney Pre-cast flue Pre-fabricated flue (min. 5")
Efficiency	55%
Control Type/Location	Manual – Rotary (Bottom) Manual – Slide (Top Right) Remote Control
Heat Input (Max/Min) Gross	6.8kW / 3.5kW
Heat Output (Max/Min) Gross	3.8kW / 1.9kW
Running Costs Per Hour (Max/Min)*	29.04p / 14.95p
Outline Dimensions**	W480 x H590 x D180 (mm)
Installation	Inset – Fireplace
Air Vent Required	N/A
Safety	Oxygen Depletion Sensor Flame Failure Device
Options	Coal, pebble or log fuelbed in polished cast iron or cast black

*Price based on 3.77p/kWh. Gas prices may vary. Please check with your supplier.

**Please refer to Technical specification for more product information.

†Shown with Lincoln Fireplace by Acquisitions.

eko 3080

Inspired by classic period fireplaces that transcend the fashions of time. The Edwardian cast iron fascia exude elegance and transform the full depth radiant engine.

The beautiful eko 3080 is built on the best selling full depth radiant platform and is available in manual control, top control and remote control.

The decorative solid cast iron fascia is created using traditional casting techniques and is available in natural polished finish or black.

The eko 3080 full depth radiant firebox creates a lively and realistic flame picture with powerful glow radiating out from the heart of the fuelbed. The firebox is also lined with black briquette ceramic panels, which help to increase the efficiency. The eko 3080 features as standard our decorative coal fuelbed to complement the solid fuel inserts and grates typically found in the 18th and 19th centuries.

All of our gas fires incorporate two safety features; an Oxygen Depletion Sensor (ODS) and Flame Failure Device (FFD) which detect and cut off the gas supply for complete safety and piece of mind.

eko 3085

The eko 3085 features a simple and discrete high level slide control mechanism to simplify operation. Simply press down on the control to ignite the fire, and then slide upwards to adjust between low and high setting.

Compare at a glance

Efficiency Rating Guide	
Model name	eko 3080
More efficient - lower running costs	
(90-100)	
(78-89)	
(65-77)	
(51-64)	55
(46-50)	
(30-45)	
(1-29)	
Less efficient - higher running cost	
Heat input/output (high) kW	6.8 / 3.8
Heat input/output (low) kW	3.5 / 1.9
Running cost per year (high) Calculation is based on 610 running hours per year (2)	156.38

This information is intended as a guide only. The efficiencies given here are quoted in net calorific value. Running costs are based on a gas tariff of 3.77p/kWh and electric tariff of 15.84p/kWh. Prices will vary. Please check with your supplier.

3 year
guarantee



56. Conventional open fronted gas fires – eko 3090





Model Shown (Left)
eko 3090 shown with coal fuelbed and Victorian polished cast iron fascia.

Details



Feature 1
The eko 3090 shown with log fuelbed and Victorian polished cast iron fascia.

Specifications

Fire Type	Full Depth Radiant
Chimney/Flue Requirements	Conventional chimney Pre-cast flue Pre-fabricated flue (min. 5")
Efficiency	55%
Control Type/Location	Manual – Rotary (Bottom) Manual – Slide (Top Right) Remote Control
Heat Input (Max/Min) Gross	6.8kW / 3.5kW
Heat Output (Max/Min) Gross	3.8kW / 1.9kW
Running Costs Per Hour (Max/Min)*	29.04p / 14.95p
Outline Dimensions**	W480 x H590 x D180 (mm)
Installation	Inset – Fireplace
Air Vent Required	N/A
Safety	Oxygen Depletion Sensor Flame Failure Device
Options	Coal, pebble or log fuelbed in polished cast iron or cast black

*Price based on 3.77p/kWh. Gas prices may vary. Please check with your supplier.
**Please refer to Technical specification for more product information.
†Shown with Lincoln Fireplace by Acquisitions.

eko 3090

A classic Victorian design reproducing the authentic iron foundry skills with clarity and precision. Inspired by period fireplaces that exude elegance and luxury living.

The beautiful eko 3090 is built on the best selling full depth radiant platform and is available in manual control, top control and remote control. The cast fascia is available in natural polished cast finish or black.

The decorative solid cast iron fascia is created using traditional casting techniques and is available in natural polished finish or black.

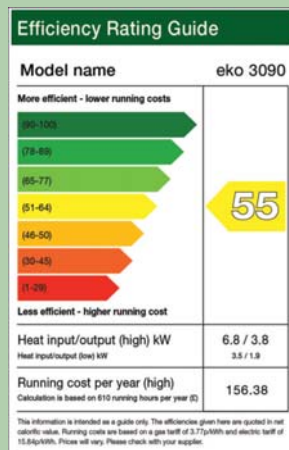
The full depth radiant engine has an enchanting flame picture with powerful radiating glow which emanates from the decorative effect fuelbed. The eko 3090 has a powerful 3.8kW heat output on high and this is fully adjustable from 1.9kW (low). The real advantage of the full depth radiant fire is that it is very versatile. It is suitable for use in almost all flues, including most pre-cast flues making it a very popular model.

All of our gas fires incorporate two safety features; an Oxygen Depletion Sensor (ODS) and Flame Failure Device (FFD) which detect and cut off the gas supply for complete safety and peace of mind.

eko 3095

The eko 3095 features a simple and discrete high level slide control mechanism to simplify operation. Simply press down on the control to ignite the fire, and then slide upwards to adjust between low and high setting.

Compare at a glance



3 year guarantee



Tailoring specification - fires

Available options

■ Indicates non-applicable.

	Type	Remote control	Coal	Log	Pebble	LPG
High efficient wall inset gas fires						
eko 8010	Wall inset gas fire	✓	■	✓	■	■
eko 8020	Wall inset gas fire	✓	■	✓	■	■
100% Efficiency glass fronted gas fires						
eko 5010	Flueless wall hung	■	■	■	■	✓
eko 5020	Flueless wall hung	■	■	■	■	✓
eko 5030	Flueless wall hung	■	■	■	■	✓
eko 5040	Flueless wall hung	■	■	■	■	✓
eko 5050	Flueless wall hung	■	■	■	■	✓
eko 5070	Flueless wall hung	■	■	■	■	✓
eko 5090	Flueless wall hung	■	■	■	■	■
eko 5510	Flueless inset	■	✓	■	■	■
eko 5530	Flueless inset	■	■	■	■	■
eko 6010	Flueless stove	■	■	✓	■	■
eko 6030	Flueless stove	■	■	✓	■	■
High efficiency glass fronted gas fires						
eko 4010	Glass fronted	■	✓	■	■	■
eko 4015	Glass fronted top control	■	✓	■	■	■
Conventional open fronted gas fires						
eko 3010	Slimline radiant	✓	✓	■	✓	■
eko 3010 Timeless	Slimline radiant	✓	✓	■	✓	■
eko 3015	Slimline radiant top control	■	✓	■	✓	■
eko 3015 Timeless	Slimline radiant top control	■	✓	■	✓	■
eko 3020	Slimline convector	✓	✓	■	✓	■
eko 3025	Slimline convector top control	■	✓	■	✓	■
eko 3030	Full depth radiant	✓	✓	✓	✓	■
eko 3035	Full depth radiant top control	✓	✓	✓	✓	■
eko 3040	Full depth radiant	✓	✓	✓	✓	■
eko 3045	Full depth radiant top control	■	✓	✓	✓	■
eko 3060	Full depth convector	✓	✓	✓	✓	■
eko 3065	Full depth convector top control	■	✓	✓	✓	■
eko 3080	Full depth radiant	✓	✓	✓	✓	■
eko 3085	Full depth radiant top control	■	✓	✓	✓	■
eko 3090	Full depth radiant	✓	✓	✓	✓	■
eko 3095	Full depth radiant top control	■	✓	✓	✓	■
Class 1 open fronted gas fire						
eko 2050	Decorative gas fire	✓	✓	✓	✓	■





Frets and frames available to choose

Frets



Elysee – FRT110
Brass



Elysee – FRT120
Brass & Black



Elysee – FRT130
Chrome & Black



Elysee – FRT140
Black



Elysee – FRT160
Brushed Chrome



Elegance – FRT210
Brass



Elegance – FRT220
Brass & Black



Elegance – FRT230
Chrome & Black



Elegance – FRT240
Black



Elegance – FRT260
Brushed Chrome



Blenheim – FRT310
Brass



Blenheim – FRT320
Brass & Black



Blenheim – FRT330
Chrome & Black



Blenheim – FRT340
Black



Blenheim – FRT360
Brushed Chrome



Mono – FRT410
Brass



Mono – FRT420
Chrome



Mono – FRT420
Black




Mono – FRT460
Brushed Chrome

Frames



Classic Inlay - FRM10
Brass/Brass



Classic Inlay - FRM20
Brass/Black



Classic Inlay - FRM30
Brass/Chrome



Classic Inlay - FRM40
Chrome/Chrome



Classic Inlay - FRM50
Chrome/Black



Classic Inlay - FRM50
Black/Black



Classic Inlay - FRM50
Brushed Chrome



Contemporary - CTM10
S/Steel



Contemporary - CTM20
Brass*



Contemporary - CTM30
Black*



Classic Plain - FRM100
Black



Classic Plain - FRM110
Chrome



Classic Plain - FRM120
Brass



Classic Plain - FRM110
Brushed

Slide Control frames are referenced by 5 at the end of the part number e.g. Classic Inlay Brass/Brass FRM10 = Manual Control, FRM15 = Slide Control

* Frames not available in Slide Control

** Designer frames and fascias are not shown as they are specific to certain models only





Technical specification - fires

Fire product dimensions

Type	Product dimensions												Opening dimensions				
	A	B	C	C1	D	D1	D2	E	F	G	H	X Min	X Max	Y Min	Y Max	Z Min	
High efficient wall inset gas fires																	
eko 8010	Wall inset gas fire	735	554	243	57	585			521	121	41	104	567	587	530	535	250
eko 8020	Wall inset gas fire	1035	554	243	57	847			521	122	41	104	867	887	530	535	250
100% Efficiency glass fronted gas fires																	
eko 5010	Flueless wall hung	500	585	138													
eko 5020	Flueless wall hung	505	590	136													
eko 5030	Flueless wall hung	505	590	136													
eko 5040	Flueless wall hung	635	480	138													
eko 5050	Flueless wall hung	635	475	147													
eko 5070	Flueless wall hung	1000	600	177													
eko 5090	Flueless wall hung	1100	385	185													
eko 5510	Flueless inset	495	620	92*			405	405	555				410	425	555	570	112*
eko 5530	Flueless inset	555	605	92*			405	405	555				410	425	555	570	120*
eko 6010	Flueless stove	615	630	385													
eko 6030	Flueless stove	615	637	320													
High efficiency glass fronted gas fires																	
eko 4010	Glass fronted	485	590	125			280	395	550				410	450	555	575	145
eko 4015	Glass fronted top control	485	590	125			280	395	550				410	450	555	575	145
Conventional open fronted gas fires																	
eko 3010	Slimline radiant	480	590	110			215	350	545				350	450	540	575	130
eko 3010 Timeless	Slimline radiant	485	595	110			215	350	545				350	450	540	575	130
eko 3015	Slimline radiant top control	480	590	110			215	350	545				350	450	540	575	130
eko 3015 Timeless	Slimline radiant top control	485	595	110			215	350	545				350	450	540	575	130
eko 3020	Slimline convector	480	590	120			235	380	545				380	440	540	575	140
eko 3025	Slimline convector top control	480	590	120			235	380	545				380	440	540	575	140
eko 3030	Full depth radiant	480	590	180			245	375	565				375	450	540	575	200
eko 3035	Full depth radiant top control	480	590	180			245	375	565				375	450	540	575	200
eko 3040	Full depth radiant	510	605	180			245	375	565				375	450	540	575	200
eko 3045	Full depth radiant top control	510	605	180			245	375	565				375	450	540	575	200
eko 3060	Full depth convector	480	590	250			380	380	545				380	440	545	575	270
eko 3065	Full depth convector top control	480	590	250			380	380	545				380	440	545	575	270
eko 3080	Full depth radiant	485	595	180			245	375	565				375	450	540	575	200
eko 3085	Full depth radiant top control	485	595	180			245	375	565				375	450	540	575	200
eko 3090	Full depth radiant	485	595	180			245	375	565				375	450	540	575	200
eko 3095	Full depth radiant top control	485	595	180			245	375	565				375	450	540	575	200
Class 1 open fronted gas fire																	
eko 2050	Decorative gas fire	380	300	240			240	360					405	440	565	575	220



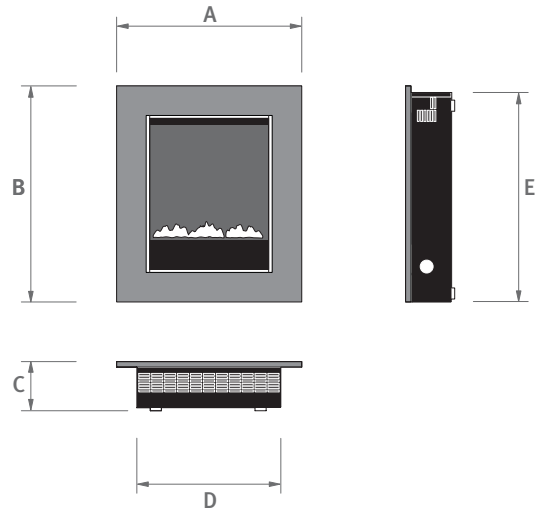


Product schematics

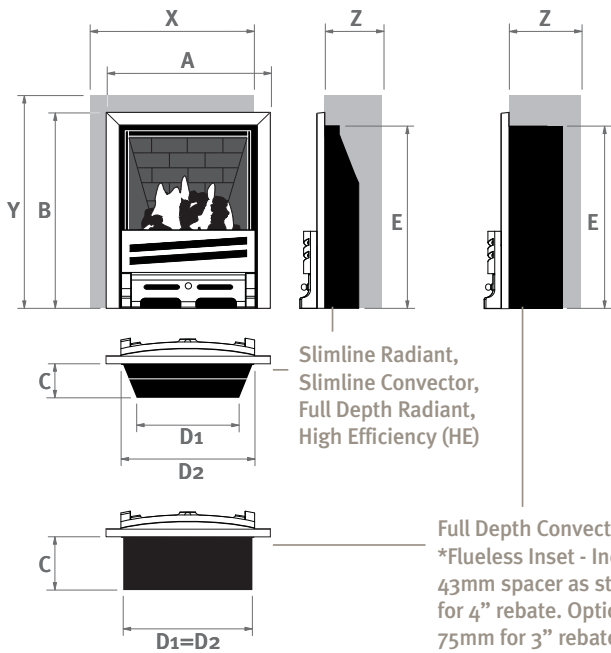
- A Overall width
- B Overall height
- C Overall depth
- C1 Frame depth
- D Firebox width
- E Firebox height
- F Flue width
- G Flue height
- H Flue firebox depth location

- X Fireplace opening width (Min/Max)
- Y Fireplace opening height (Min/Max)
- Z Fireplace opening depth (Min - includes 20mm debris collection space
NB: 60mm if previously used with solid fuel or oil burning appliance)

Wall mounted fires & stoves



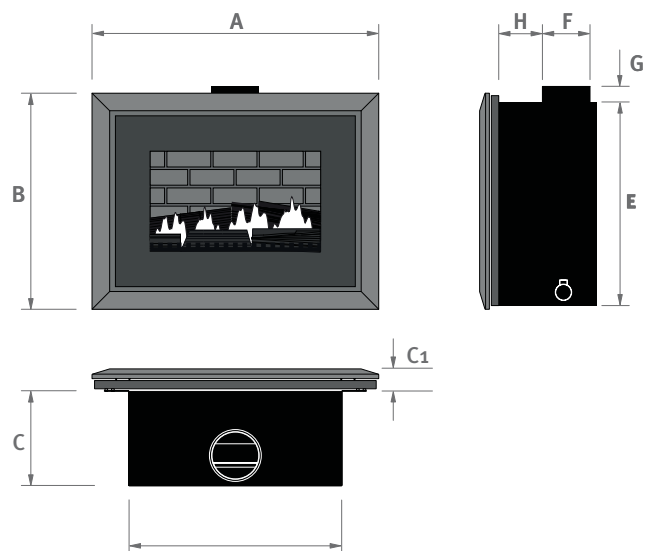
Inset fires



Slimline Radiant,
Slimline Convector,
Full Depth Radiant,
High Efficiency (HE)

Full Depth Convector,
*Flueless Inset - Includes a
43mm spacer as standard
for 4" rebate. Optional
75mm for 3" rebate and
155mm for easy flat-wall-fix

Wall inset fires





62.

Tailoring specification - surrounds

Available options



eko 7010
Unfinished pine



eko 7020
White



eko 7030
Oak veneer



eko 7040
Waxed pine



eko 7050
White



eko 7060
Unfinished pine



eko 7060
White



eko 7060
Oak veneer



eko 7070
Unfinished pine




eko 7070
White



eko 7070
Oak veneer



eko 7080
Walnut veneer



eko 7080
White



eko 7080
Oak veneer



eko 7090
Walnut veneer



eko 7090
White



eko 7090
Oak veneer





Technical specification - surrounds

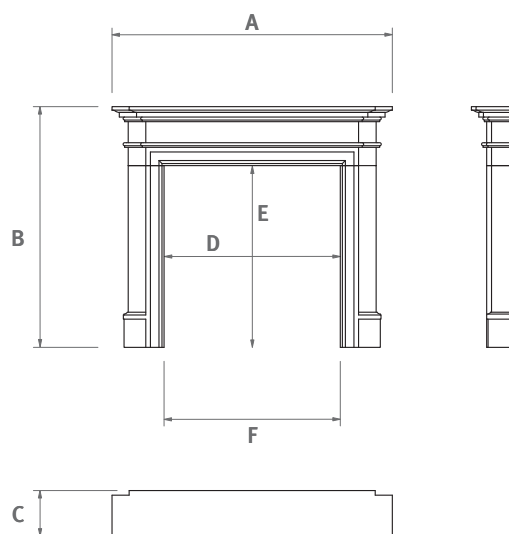
Surround product dimensions

	Type	Product dimensions						Rebate	
		A	B	C	D	E	F		
Wooden fireplace surrounds									
eko 7010	Surround	1195	1030	145	800	880	1092	25	
eko 7020	Surround	1100	1022	185	740	803	1030	25	75
eko 7030	Surround	1220	1172	210	720	874	1112	25	
eko 7040	Surround	1340	1140	205	898	888	1286	25	75
eko 7050	Surround	1212	1041	197	762	786	1110	25	75
eko 7060	Surround	1375	1125	180	910	910	1190	25	75
eko 7070	Surround	1300	1172	185	890	910	1174	25	75
eko 7080	Surround	1170	1030	150	770	830	1170	25	75
eko 7090	Surround	1300	1120	185	860	905	1200	25	75

Surround schematics

- A Overall width
- B Overall height
- C Overall depth
- D Internal width
- E Internal height
- F Leg width

Wooden surrounds





3 Year Guarantee - Terms & Conditions

The 3 year guarantee is only applicable to purchases made through an authorised ekofires stockist. Please see our ekofires website, www.ekofires.co.uk for a list of authorised stockists. Any purchase(s) made through an unauthorised stockist(s) will be eligible for a statutory 1 year guarantee.

For all gas fires purchased the 3 year guarantee commences from the date of purchase, provided that the following 4 terms and conditions are adhered to:

1. For any claim to be made within the 3 years from date of purchase you will be required to provide and supply us with your proof of purchase.
2. Your gas fire must have been commissioned by a Gas Safe registered engineer, evidence of which you must provide together with the a registration number.
3. Your appliance must have been serviced annually by a Gas Safe registered engineer, evidence of which must be provided, such as the receipt.
4. Purchase(s) must be made through an authorised stockist.

Please note all consumable items such as any ceramics including; coals, pebbles, the matrix, front strips, side cheeks, rear panels and tapered rear panels are not covered by the 3 year guarantee.

For all electric fires purchased the 3 year guarantee commences from the date of purchase, providing that you can supply the proof of purchase. This does not cover consumable items such as pebbles, coals or light bulbs. Purchase(s) must be made through an authorised stockist.

Focused

All fires are manufactured under strict guidelines of BS EN ISO9001, an internationally recognised standard for Quality management. ISO9001 governs many aspects of the company, from the goods inwards procedures of checking the quality of components coming in to our factories, through production control, to customer service available for appliances manufactured by us. In 2000, we become the first company in our sector to be accredited with BS EN ISO14001. This standard marks our commitment to the environment and covers everything from recycled materials and biodegradable products, to energy efficiency within the work place.

Patent information

All flueless gas fires are protected under patent GB2275331B. Our range of high efficiency flued gas fires are protected under patent GB2356698B.

Making a claim

Making a claim is easy. If you wish to make a claim under our 3 year guarantee and all the terms and conditions for your product have been met then please submit the following information for the attention of the 3G Service Department to the address below. Alternatively, you can email or fax.

ekofires, 3G Service Department, Reid Street, Christchurch, Dorset, BH23 2BT.

Email: 3g@ekofires.co.uk, Fax. 01202 588 639.

Details required:

1. Name, full address including post code and contact telephone number.
2. Receipt of purchase or credit card statement.
3. Original installers Gas Safe registration number (gas fires only).
4. Annual service receipt for every 12 months (gas fires only).

Please note that this does not affect your statutory rights.

Important notice

This brochure was correct at publication, however as our policy is one of continual development and improvement specifications may be subject to change. Any such changes will not adversely affect the performance or safety of the appliance.

All flueless appliances are intended as a secondary source of heat and should only be used with some form of background heating present. All appliances must be installed in a correctly ventilated space in accordance with the manufacturer's installation instructions and the rules in force.

This brochure is for guidance only and is not intended to replace the installation manual, which provides more detailed information.

All of our fires carry CE Approval which is compulsory for all gas and electric fires sold within the EU.

Specifications are valid for Great Britain and Republic of Ireland only.

September 2017 (10). ©ekofires.





Reid Street
Christchurch
Dorset
BH23 2BT
Telephone. 01202 588 638
Fax. 01202 588 639

www.ekofires.co.uk

3year
guarantee