


 INFINITY **e**

ELECTRIC FIRES



The Infinity e Range.

Glass-fronted electric fires with warmth, infinite style and vision



Charlton & Jenrick^{LTD}

Best of British fires, fireplaces & stoves

Infinity Electric Fires featuring

Building on the overwhelming success of the 3D Ecoflame electric fire we are pleased to offer the next generation in electric fires. All models benefit from the ultra-realistic deep reflective fuel and flame effect that has set new standards across the industry. The new range also boasts flickering ember effect fuel bed, 7 day timer and optional trim and fireplace mood lights to name but just a few superb innovations.

Complete versatility



One sided



One sided & trim



3 sided



2 sided



Suite


Each fire comes complete with side panels which can be removed giving a choice of a one, two or three aspect fire window.

Contents



Infinity 480e	6
Infinity 780e	8
Infinity 890e	10
Infinity 1500e	12
Dimensions & Specification	14

Key Features



LIVEFLAME



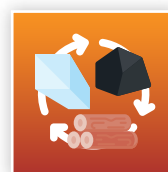
AMBILIGHT
FUEL BED



MOOD SETTING
(OPTIONAL)



THERMOCONTROL
REMOTE



TAILORED
FUEL BED



ECO DESIGN
COMPLIANT

The all new range of Infinity 4D Ecoflame Electric fires come with many ground breaking new features.

LIVEFLAME OPTIONS – A beautiful fire with flame effects to match your mood

Relax with the mood enhancing ultra-realistic flame effect with three colour options (warm amber, hot blue and a stunning combination of both colours) each available in four mood settings. The mood settings offer four differing levels of brightness and size of flames.

AMBILIGHT FUEL BED – A palette of thirteen glorious colours

As well as choosing mood matching colours for your fire's natural flame effect, you can set the colour of the ultra-realistic fuel bed too. Choose from a glowing, natural amber or take your pick from any one of twelve other shades to match your mood – all easily set using your remote control. You can even set the colours to gradually shift from one shade to another, cycling through the whole palette to create an ever-changing display.

MOOD SETTING (OPTIONAL) – Create the right mood in your room by lighting the area surrounding your fire

Optional lengths of LED lighting strips are available that plug into your fire and you can run in your fireplace or build into the wall. The lights are controlled from the fire's handset and offer you a palette of thirteen glorious colours that can be set separately to the flame and fuel bed effects (they can be set to the same colours also).

THERMOCONTROL REMOTE

– Simple controls from a single handset

Choose the lighting. Choose the flame effect. Choose to turn on the heat or simply enjoy the display. The full range of features on your fire can be controlled remotely from our slim and elegant handset.

TAILORED FUEL BED OPTIONS

– Different looks from a choice of fuel beds

Which look will you choose today? Traditional log fire? Ultra cool ice and crystal? The choice is yours. You can even create your own bespoke look by removing the glass front to create a mix of different fuel bed materials to your own design.

ECODESIGN COMPLIANT – love your fire, love the energy you save

Energy-saving is second nature from our fires. As well as setting thermostatic controls, you can set your fire to turn itself on and off at any time you choose and all our electric fires are built to EU standards, making them Ecodesign compliant. The fire has a seven day timer setting, thermostat control and open window detection.

Scan QR code to view the Infinity 4D Ecoflame Electric Fire on YouTube ►



Product highlights

- Tailored fuel bed options. A range of fuel bed media is supplied including realistic log, burnt embers, ice crystals small and large and glowing embers. All are included with the fire for you to choose the look and feel you want from your fire.
- Exciting realistic LiveFlame effect with three colour options each available in four mood settings. The mood settings allow for four differing levels of brightness and size of flames.
- Realistic Ambilight flickering fuel bed with thirteen colour options and in four mood settings. Choose from a glowing, natural amber or take your pick from any one of twelve other shades to match your mood – all easily set using your remote control. You can even set the colours to gradually shift from one shade to another, cycling through the whole palette to create an ever-changing display.
- Mood Setting (Optional) – Create the right mood in your room by lighting the area surrounding your fire, optional lengths of LED lighting strips are available that plug into your fire and you can run in your fireplace or build into the wall. The lights are controlled from the fire's handset and offer you a palette of thirteen glorious colours that can be set separately to the flame and fuel bed effects (they can be set to the same colours also).
- Highly efficient heat control via a 7 day programmable timer and an electric thermostat all incorporated into the stylish remote-control handset.
- EcoDesign compliant built to EU standards that allows you to control your fire and also includes open window detection.
- Two generous heat settings which are chosen automatically by the controls to meet and maintain your chosen room temperature.
- 2kW max heat output 100% efficient at point of use.
- Optional wall brackets to be able to hang the fire on the wall and build a fascia or enclosure around it.
- All fires come with a 5 year extended parts warranty (first year is parts and labour).

Customise your fuel bed

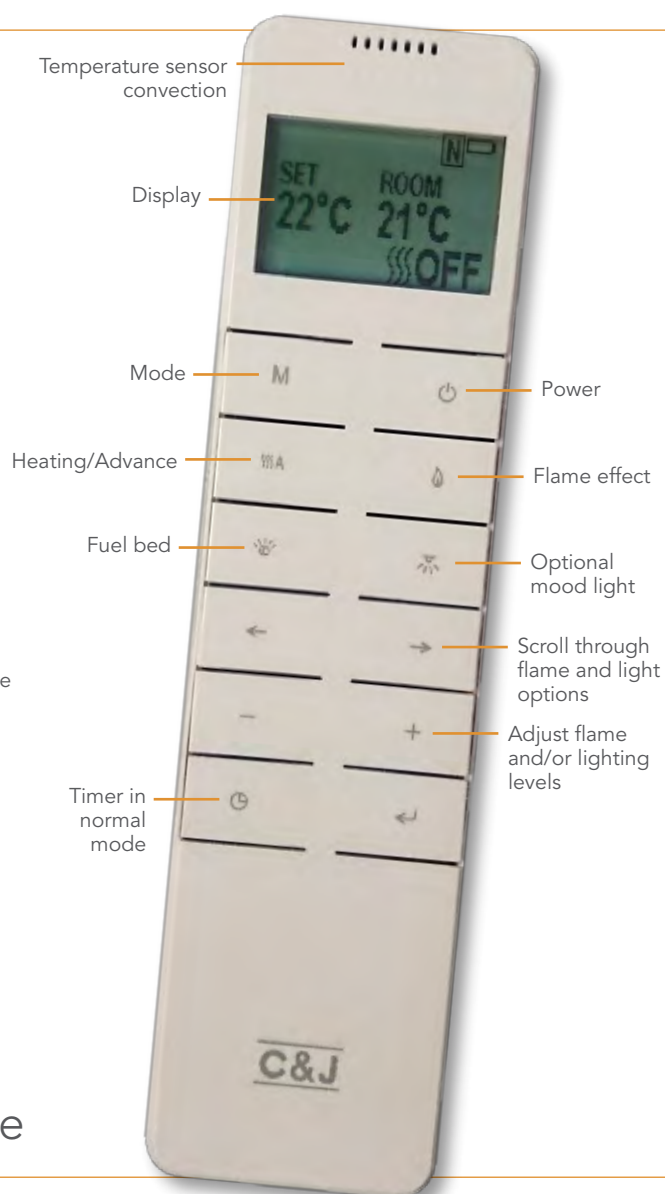
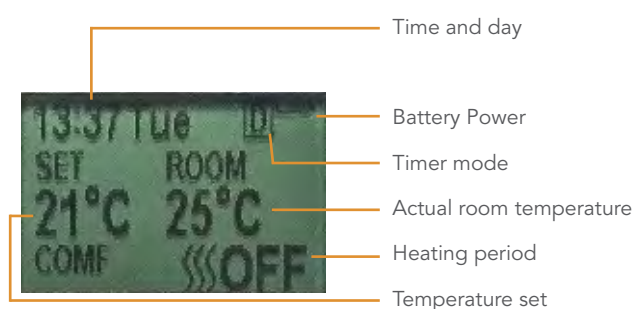
Each fire comes with logs, large crystals, small crystals and embers so you can create the fire bed of your choice



ThermoControl Remote

How to control your new EcoDesign ready electric fire

The innovative technologically advanced Thermostatic remote control from Infinity helps you easily control your fire and access its many features. The flame effect, fuel bed lighting, mood lights and heater can all be operated individually or in conjunction with one another.



Creating the mood – with optional lighting kits available

- Create your own bespoke ambience with optional lighting kits.
- Additional LED lighting strips up to 4 metres long are available.
- LED strips are flexible allowing installation not only in the fireplace but on surrounding furniture as well.



Infinity 480e

The most compact of the range the 480e, ideally proportioned to fit in the majority of fireplaces available in the UK. Like the other fires in the range it can also be fitted flush into the wall or can use the built in two or three sided aspects provided. Superb realism of the deep 4D flame effect will enhance any living area.



Infinity 480e shown in Stokesay surround



Infinity 480e Aylesbury suite

Infinity 780e



Infinity 780e shown in Edgemoor surround



A very popular sized engine that looks stunning in a fireplace as part of a suite, shown on these pages are some of the most popular designs.

Flexible construction techniques allow the fire to be installed within a suite, existing chimney breast or as part of a new fireplace chimney feature.

Three, two or one aspect fire windows can be chosen to suit at the time of installation. Designed to be superbly versatile, imagination need no longer be limited by two dimensions.



Infinity 780e shown in Wave surround

Infinity 890e

The 890e is a landscape fire that looks equally as impressive set in the wall as it does in a fireplace suite. Extremely versatile in its design concept the 890e has a single, dual or triple aspect choice built in plus a wall mounting capability. Almost every conceivable fireplace design can be achieved using the new Infinity e range.



Infinity 890e shown with side panels removed in Wrockwardine surround with optional LED mood lighting under the ledge



Infinity 890e with Elite trim as a hole-in-the-wall fitting with LED lights



Infinity 890e as a hole-in-the-wall fitting with LED lighting and TV fitted above



Infinity 890e shown with side panels removed and optional LED mood lighting installed in shelving above

Infinity 1500e

The largest fire in the range and a real show stopper! The 1500e fire makes a real impact in any room and lends itself for many fitting options, ideal as a room divider. For ultimate in aesthetics and designed to work with large media installations the 1500e encompasses all the versatility of the Infinity e range. Single, dual or triple aspects are built in providing the maximum in living space enhancement.



Infinity 1500e with Crystal fuel bed in false chimney breast with tv fitted above and optional mood lighting installed





Infinity 1500e with Log and Crystal fuel bed in false chimney breast

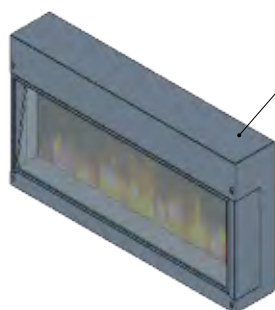
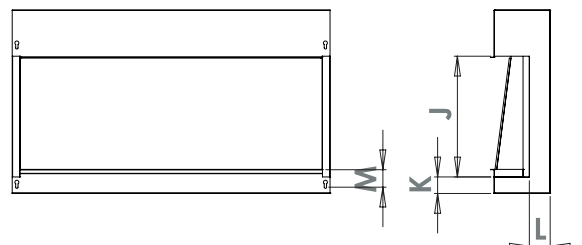

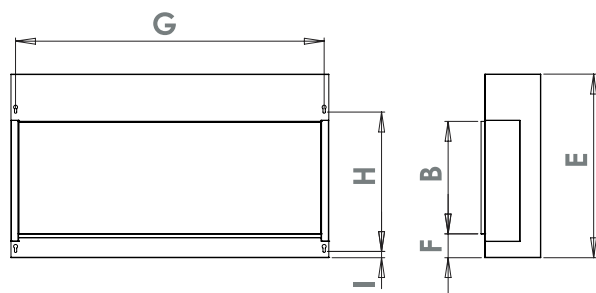
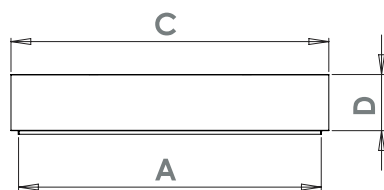


Infinity 1500e with large glass firebed fitted into a Kitchen unit

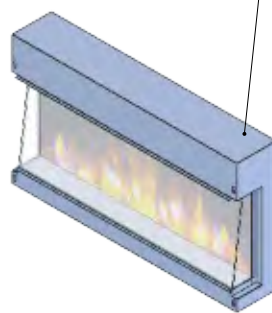


Infinity 1500e with black glass fire bed fitted into a Kitchen unit and optional LED mood lighting installed under counter top

Dimensions and Specifications



Shown as supplied for front opening arrangement with side panels in position either or both side panels can be removed to give a 2 sided or 3 sided arrangement



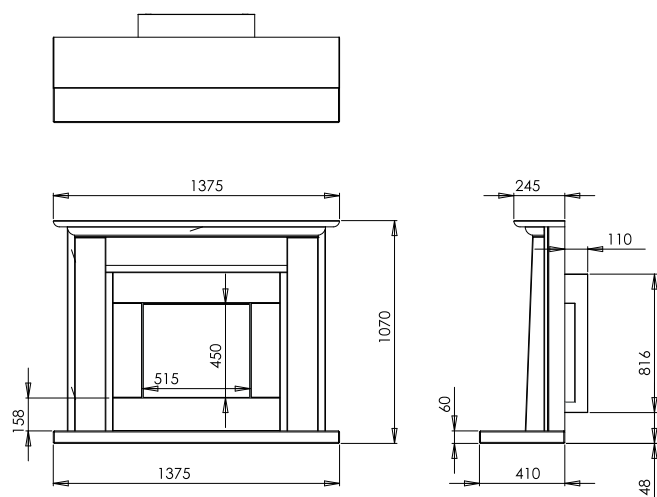
Shown with both side panels removed to give greater design opportunities of installation

MODEL	A	B	C	D*	E	F	G	H	I	J	K	L	M
480 4D	513	452	562	170	668	72	538	530	20	473	50	62	53
780 4D	790	506	840	170	722	70	815	585	20	528	50	62	53
890 4D	918	342	965	170	557	70	946	422	20	365	50	62	53
1500 4D	1502	342	1555	170	557	72	1528	422	20	365	50	62	53

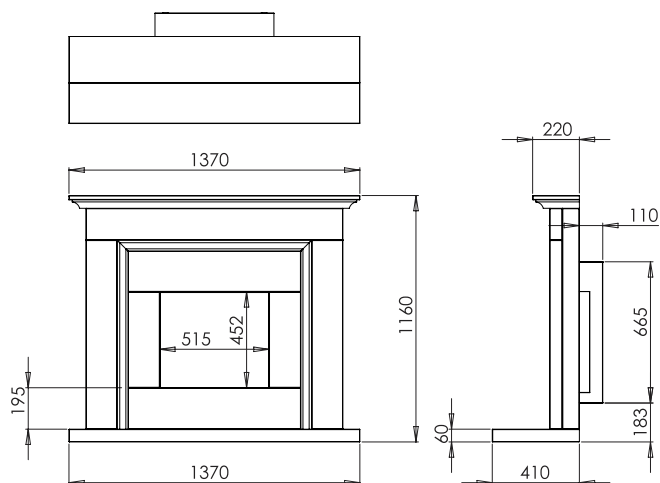
ALL DIMENSIONS IN MM * when using a wall bracket add 8mm to appliance depth D = 178mm



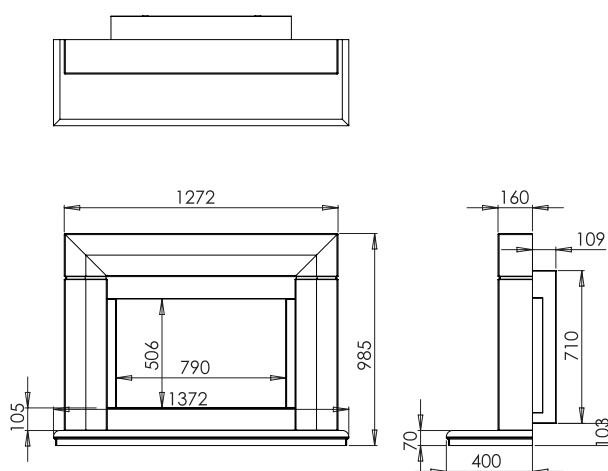
Infinity 480e in Stokesay suite



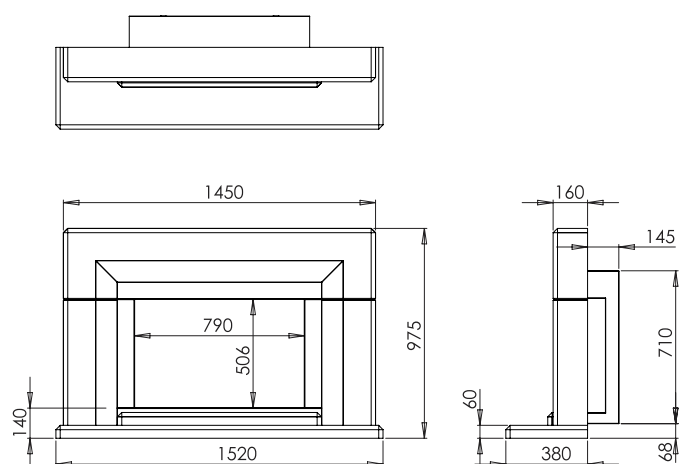
Infinity 480e in Aylesbury suite



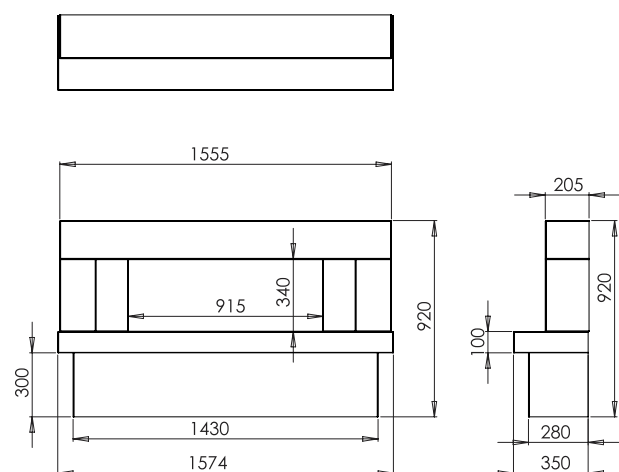
Infinity 780e in Wave suite



Infinity 780e in NEW Edgemoor suite



Infinity 890e in Wrockwardine suite



Scan the QR code to view
the Infinity 4D Ecoflame
Electric Fire on YouTube ▶



ELECTRIC FIRES



Charlton & Jenrick^{LTD}

Best of British fires, fireplaces & stoves



Infinity Fires

Charlton & Jenrick Ltd, Unit D,
Stafford Park 2, Telford, Shropshire TF3 3AR
Tel: 0845 519 5991 Fax: 0845 519 5992
e-mail: sales@charltonandjenrick.co.uk

www.charltonandjenrick.co.uk

CONNECT WITH US:



@cJfires



cJfires



1CJGroup



cJfires



charltonandjenrick